



# Community Development and Housing Agency

## San Bernardino County

### Final 2017-2018 Annual Action Plan

### Consolidated Submission for HUD Housing and Community Development Grants

### Community Development and Housing Department



May 2, 2017

Robert A. Lovingood, Chairman, First District Supervisor | Curt Hagman, Vice Chairman, Fourth District Supervisor  
Janice Rutherford, Second District Supervisor | James Ramos, Third District Supervisor | Josie Gonzales, Fifth District Supervisor  
Dena M. Smith, Interim Chief Executive Officer

# 2017-2018 Annual Action Plan

San Bernardino County, CA

May 2, 2017



Prepared by the  
San Bernardino County  
Community Development and Housing Department

# **SAN BERNARDINO COUNTY**

## **FINAL 2017-2018 ANNUAL ACTION PLAN OF THE 2015-2020 CONSOLIDATED PLAN**

### **Consolidated Submission of the HUD Housing and Community Development Grant Programs**

#### **BOARD OF SUPERVISORS**

**ROBERT A. LOVINGOOD**  
*Chair, First District*

**CURT HAGMAN**  
*Vice Chair, Fourth District*

**JANICE RUTHERFORD**  
*Second District*

**JAMES C. RAMOS**  
*Third District*



**JOSIE GONZALES**  
*Fifth District*

**DENA M. SMITH**  
*Interim County Executive Officer*

**COUNTY OF SAN BERNARDINO**

**COMMUNITY DEVELOPMENT AND HOUSING AGENCY**  
**COMMUNITY DEVELOPMENT & HOUSING DEPARTMENT**

**Dena Fuentes**  
*Deputy Executive Officer*

**Gary Hallen**  
*Director*

**Prepared by:**  
**Community Development and Housing Department**

**385 N. Arrowhead Avenue, Third Floor, San Bernardino, CA 92415-0043**  
**For additional information please call (909) 387-4700**



---

## VISION STATEMENT

**We envision** a complete county that capitalizes on the diversity of its people, its geography, and its economy to create a broad range of choices for its residents in how they live, work, and play.

**We envision** a vibrant economy with a skilled workforce that attracts employers who seize the opportunities presented by the county's unique advantages and provide the jobs that create countywide prosperity.

**We envision** a sustainable system of high-quality education, community health, public safety, housing, retail, recreation, arts and culture, and infrastructure, in which development complements our natural resources and environment.

**We envision** a model community which is governed in an open and ethical manner, where great ideas are replicated and brought to scale, and all sectors work collaboratively to reach shared goals.

From our valleys, across our mountains, and into our deserts, we envision a county that is a destination for visitors and a home for anyone seeking a sense of community and the best life has to offer.

# Contents

Executive Summary .....	1
AP-05 Executive Summary - 24 CFR 91.200(c), 91.220(b) .....	1
The Process .....	9
PR-05 Lead & Responsible Agencies – 91.200(b) .....	9
AP-10 Consultation – 91.100, 91.200(b), 91.215(l) .....	10
AP-12 Participation – 91.105, 91.200(c) .....	14
Expected Resources .....	16
AP-15 Expected Resources – 91.220(c) (1, 2) .....	16
Annual Goals and Objectives .....	20
AP-20 Annual Goals and Objectives - 91.420, 91.220(c)(3)&(e) .....	20
Projects .....	26
AP-35 Projects – 91.220(d) .....	26
AP-38 Projects Summary .....	31
AP-50 Geographic Distribution – 91.220(f) .....	97
Affordable Housing .....	103
AP-55 Affordable Housing – 91.220(g) .....	103
AP-60 Public Housing – 91.220(h) .....	104
AP-65 Homeless and Other Special Needs Activities – 91.220(i) .....	106
AP-75 Barriers to Affordable Housing – 91.220(j) .....	109
AP-85 Other Actions – 91.220(k) .....	110
Program Specific Requirements .....	113
AP-90 Program Specific Requirements – 91.220(l)(1,2,4) .....	113

# Tables

---

Contents.....	iii
Tables .....	iv
Executive Summary .....	1
AP-05 Executive Summary - 24 CFR 91.200(c), 91.220(b) .....	1
The Process.....	9
PR-05 Lead & Responsible Agencies – 91.200(b) .....	9
AP-10 Consultation – 91.100, 91.200(b), 91.215(l) .....	10
AP-12 Participation – 91.105, 91.200(c) .....	14
Expected Resources.....	16
AP-15 Expected Resources – 91.220(c) (1, 2).....	16
Annual Goals and Objectives.....	20
Projects .....	26
AP-35 Projects – 91.220(d) .....	26
Projects planned for the upcoming year are identified in the table below. Additional details are provided in Section AP-38.....	26
AP-38 Projects Summary .....	31
AP-50 Geographic Distribution – 91.220(f) .....	97
Affordable Housing .....	103
AP-55 Affordable Housing – 91.220(g) .....	103
AP-60 Public Housing – 91.220(h) .....	104
AP-65 Homeless and Other Special Needs Activities – 91.220(i) .....	106
AP-75 Barriers to Affordable Housing – 91.220(j) .....	109
AP-85 Other Actions – 91.220(k) .....	110
Program Specific Requirements .....	113
AP-90 Program Specific Requirements – 91.220(l)(1,2,4) .....	113

# Executive Summary

---

## AP-05 Executive Summary - 24 CFR 91.200(c), 91.220(b)

### 1. Introduction

Each year, the County of San Bernardino (County) must prepare and submit to HUD an Annual Action Plan which details the proposed uses of federal housing and community development grant funds that it receives from the United States Department of Housing and Urban Development (HUD):

- Community Development Block Grant (CDBG) Program
- HOME Investment Partnership (HOME) Program
- Emergency Solutions Grant (ESG) Program.

The Action Plans serve as the County's annual applications to HUD and are required for the County to receive yearly allocations from the three grant programs. The annual grant amounts to be received by the County are determined by a formula administered by HUD, rather than County deciding the amount of funding that it chooses to request from the CDBG, HOME, and ESG programs. These HUD grants are known as entitlement grant programs because communities receive the funds every year if they meet program requirements and criteria associated with each of the three grants.

The County is classified by HUD as an Entitlement Urban County, because it includes a number of cities which choose to cooperate with the County and receive CDBG, HOME, and/or ESG grant funds through the County. The Urban County configuration is determined by cities entering into cooperation agreements with the County for three-year periods. The current three-year Urban County qualification period covers fiscal years 2015-2016, 2016-17, and 2017-2018.

The cities that executed Cooperation Agreements with the County for these three years under this Consolidated Plan are:

- |                 |              |                        |
|-----------------|--------------|------------------------|
| • Adelanto      | • Highland   | • Twentynine Palms     |
| • Barstow       | • Loma Linda | • Yucaipa              |
| • Big Bear Lake | • Montclair  | • Town of Yucca Valley |
| • Colton        | • Needles    |                        |
| • Grand Terrace | • Redlands   |                        |

The following cities do not cooperate in the County's CDBG or ESG programs at this time, but they are members of the County Consortium and execute HOME Cooperation Agreements for



participation in the County's HOME program that are separate from the CDBG/ESG Cooperation Agreements:

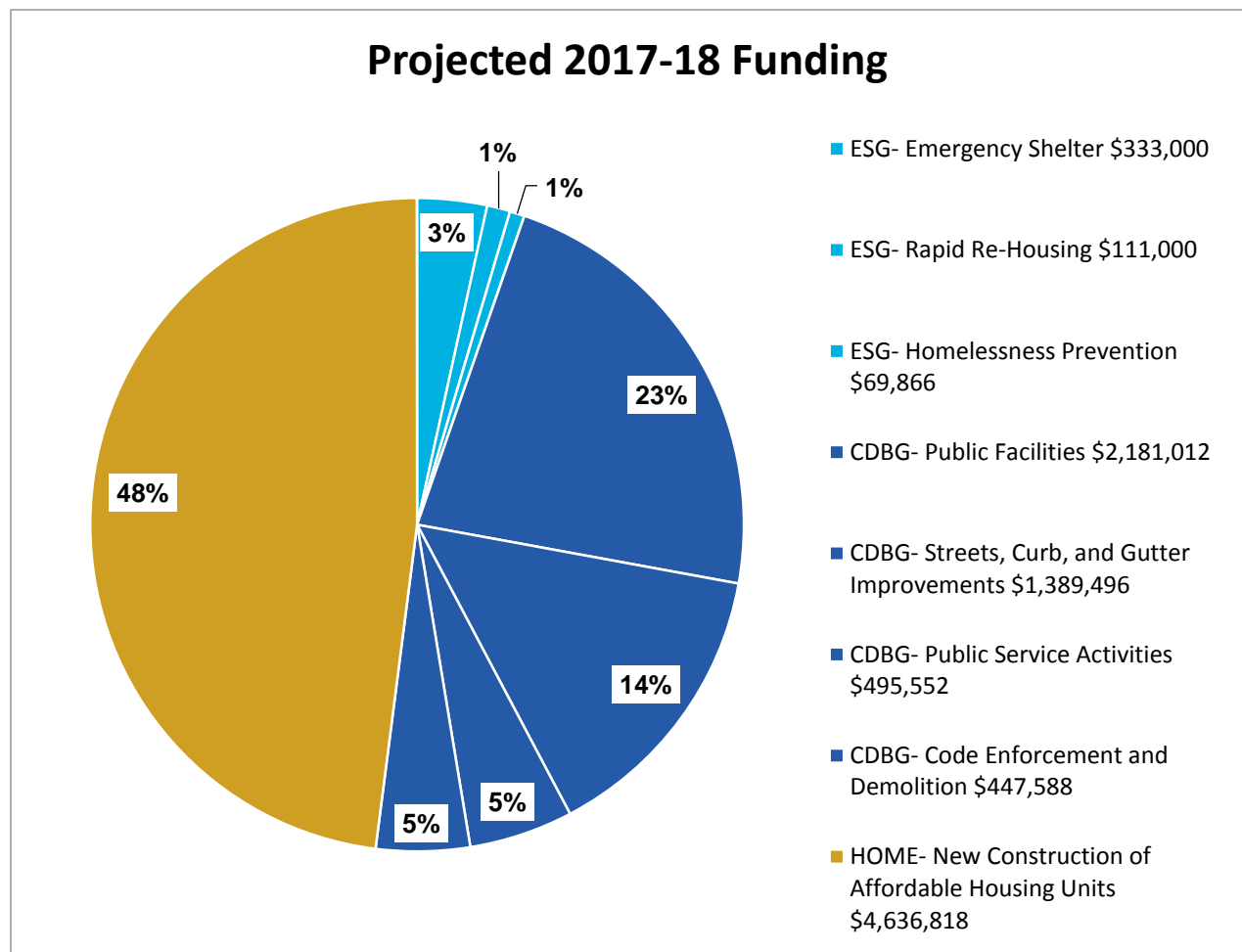
- Chino Hills
- Rancho Cucamonga
- City of San Bernardino

Some cities may also qualify to receive Entitlement Grant funds directly from HUD, independent of the County.

Under HUD's grant program regulations, the County of San Bernardino may use its HUD grant funds in the unincorporated portions of the County, as well as within the cities that cooperate with the County for the purpose of receiving grant awards for the CDBG, ESG, and HOME programs.

This Proposed Annual Action Plan covers fiscal year 2017-2018 and is the third annual action plan under the County's 2015-2020 Consolidated Plan.

Below are the funding categories for each grant demonstrating the programs and projects:



## 2. Summarize the objectives and outcomes identified in the Plan

The table below summarizes the goals the County will work toward through this Annual Action Plan. Goals and outcomes are more fully described in Section AP-20.

1	<b>Goal Name</b>	New Construction/Acquisition/Rehabilitation of Multifamily Housing Units
	<b>Goal Description</b>	Support the development of affordable rental housing, including projects located near job centers that will be affordable to service employees and other low-wage members of the workforce.
2	<b>Goal Name</b>	Acquisition/Rehabilitation/Disposition of Single-Family or Multifamily Housing Units
	<b>Goal Description</b>	Support the development of affordable rental housing, including projects located near job centers that will be affordable to service employees and other low-wage members of the workforce.
3	<b>Goal Name</b>	New Construction/Acquisition/Rehabilitation of Housing for Persons who are Elderly, Disabled, or Homeless
	<b>Goal Description</b>	Expand the supply of rental housing (including permanent supportive housing) that is accessible to persons with disabilities, including housing located near services, job centers, and other community amenities.
4	<b>Goal Name</b>	Rehabilitation of Existing Housing
	<b>Goal Description</b>	Extend the useful life of existing affordable rental housing through repair and rehabilitation projects.
5	<b>Goal Name</b>	Affirmatively Further Fair Housing Choice
	<b>Goal Description</b>	Accessibility improvements, fair housing enforcement, and education.
6	<b>Goal Name</b>	Provide Support for Emergency Housing and Supportive Services for the Homeless
	<b>Goal Description</b>	Assist persons who are homeless through the development and rehabilitation of transitional housing; fund projects that provide supportive services and shelter to persons who are homeless.
7	<b>Goal Name</b>	Increase Permanent Supportive Housing for Homeless and At-Risk Populations
	<b>Goal Description</b>	Assist persons who are homeless or at risk of homelessness through the development and rehabilitation of permanent supportive housing.

8	<b>Goal Name</b>	Acquire/Construct/Rehabilitate Public Facilities
	<b>Goal Description</b>	Fund public facility improvements in San Bernardino County that benefit low income households and persons, and persons with special needs to include senior centers, neighborhood facilities, youth centers, childcare centers, health facilities, handicapped centers, abused and neglected children facilities, parks and recreational facilities, and other facilities.
9	<b>Goal Name</b>	Acquire/Construct/Rehabilitate Public Infrastructure
	<b>Goal Description</b>	Fund non-housing public infrastructure improvements in San Bernardino County that benefit low income households and persons, and persons with special needs to include street, curb, gutter, alleyway, sewer, waterline and other infrastructure improvements.
10	<b>Goal Name</b>	Address Public Service Needs of Low-Income and Special Needs Populations
	<b>Goal Description</b>	Fund projects in cooperating cities that provide recreational activities, educational opportunities, and job skills to youth; supportive services to low and moderate income households and persons with special needs; assistance to businesses to create and/or retain jobs for low and moderate income persons; and support for job training, continuing education, and employment services designed to assist low and moderate income persons obtain jobs.
11	<b>Goal Name</b>	Address Code Enforcement/Demolition/Clearance Needs of Low-Income Areas
	<b>Goal Description</b>	Fund projects San Bernardino County that provide code enforcement, demolition and clearance activities to ensure that deteriorated or deteriorating areas are being made safe for the general public.
12	<b>Goal Name</b>	Provide Administrative Structure for Planning, Implementation , and Management of CDBG, HOME, and ESG Programs
	<b>Goal Description</b>	Funding for the planning and administration of the CDBG, HOME, and ESG programs as well as other housing, community development, and homelessness programs.

### **3. Evaluation of past performance**

Each year, the County of San Bernardino reports its progress in meeting the five-year and annual goals in its Consolidated Annual Performance and Evaluation Report (CAPER). The County has successfully targeted funding to benefit low- and moderate-income persons and communities. The goals and projects identified in this Annual Action Plan were developed using strategies that were adopted as a part of the 2015-2020 Consolidated Plan.

The following summary information addresses the County's performance as reported in the most recently prepared CAPER which the County submitted to HUD in September 2016.

#### **CDBG Accomplishments**

The CDBG accomplishments are summarized below and outline the outcomes and performance measure requirements as well as the County's progress towards meeting each requirement, by project type. This section of the FY 2015-2106 CAPER conforms to the outcome and performance measure requirements identified in the 2015-2020 Consolidated Plan. The following is an abbreviated summary of the County's achievements through June 30, 2016.

The County exceeded the annual goals for Revitalizing Neighborhoods through code enforcement, infrastructure improvements, and public facility improvements. The following activities were undertaken in FY 2015-2016:

- A total of 57 public facility projects were undertaken in FY 2015-2016. Of those projects, 15 were completed and 42 were underway. The improvements provided low-to-moderate-income residents with increased access to a fire station, community and senior centers, libraries, parks, museums and other recreational facilities.
- A total of 33 public service projects were undertaken in FY 2015-2016. The Public Services included adult literacy, emergency food distribution, transportation, tenant/landlord counseling and fair housing, health services, and childcare for children of women who are victims of domestic violence.
- Two clearance and demolition project were conducted in the City of Needles.
- Five enhanced code enforcement projects were implemented in various target areas in the Cities of Adelanto, Grand Terrace, Highland, Montclair, and the Town of Yucca Valley.

#### **HOME Accomplishments**

The County of San Bernardino administers the HOME Program throughout unincorporated areas of the County, the 13 cooperating cities, Chino Hills, Rancho Cucamonga, and San Bernardino. HOME funding was utilized by preserving existing housing stock and creating affordable housing units throughout the HOME Consortium. In FY 2015-2016, HUD allocated \$2,969,923 in HOME funding to the County. The County allocated \$3,868,000, which reflects a combination of current and prior year HOME funds, for site acquisition and predevelopment costs for Horizons at Yucaipa, an approved new affordable senior housing development. On completion of Phase 1, the project will consist of 50 one-, and two- bedroom units, and of these,

24 will be HOME units and 10 will be reserved as Mental Health Services Act Housing Program (MHSA) units to provide seniors with mental health needs permanent supportive housing options. It is anticipated that a second phase consisting of 22 affordable units will be constructed at a later date, subject to funding availability. Note that affordable housing development programs are multi-year in practice; however, the results of allocation of funds are reported in the year HOME units become available.

### **ESG Accomplishments**

In FY 2015-2016, the County of San Bernardino administered the HUD-funded Emergency Solutions Grant (ESG). ESG funds were utilized to assist 2,001 unduplicated eligible homeless individuals through housing rental assistance programs, shelter, and services for households that are either at-risk of or are experiencing homelessness. Funding was allocated to qualified sub-recipients in an effort to maximize eligible service areas within the County. The County provided funding for all HUD-eligible categories: street outreach, shelter, homeless prevention, and rapid re-housing, while requesting a focus on rapid re-housing. Demand for homelessness prevention rental assistance exceeded allocated resources; however, the County managed to increase the number of individuals assisted over the prior year.

### **Expanded Economic Opportunity**

San Bernardino County continues to use its HUD funds to create numerous economic opportunities throughout the County. HOME funds were used for the development of two affordable housing developments which will have ongoing construction through FY 2017-18. The ongoing construction will create and retain construction jobs in the area and will improve housing stability for low- and moderate-income residents. The County used NSP 3 funds to leverage HOME funds at Bloomington Grove for the construction of a new sewer line. This was a much needed improvement to the community, which had no access to sewer service. The lack of sewers in the area had also been a deterrent to business investing in that community. This sewer line gives businesses the opportunity to expand into the area without incurring infrastructure development costs. This sewer line is expected to encourage further investment and development in the area. In FY 2015-16 \$14.4 million of HOME and NSP leveraged \$21.6 million in funds from other county programs and \$126 million in private investment for the development and construction of affordable housing units.

Many public services funded with CDBG include counseling and career readiness training for low-income residents of the County. The County used CDBG funds to contract with Inland Fair Housing and Mediation Board (IFHMB). IFHMB provides counseling and mediation services for renters and counseling for low-income individuals who own or are looking to purchase a home to provide them with information related self-sufficiency, and building equity so that they can be empowered through homeownership or housing stability. Fontana Rehabilitation Workshop Employment Training is a CDBG funded project provides paid work, and training to low income individuals with disabilities, allowing them to receive job training and a work history that can be used to find other employment. In addition, CDBG funded a number of construction projects throughout the year in various low- moderate-income neighborhoods. These construction

projects allowed area contractors to create and retain jobs within the region. Most of these construction projects were related to improving streets and public facilities in low- mod-income areas, improvements that increase the livability and stability in those neighborhoods. Construction to streets and public facilities often includes a component for ADA improvements. American's with disabilities live in poverty at twice the rate of non-disabled Americans. Improving access for citizens with disabilities expands their opportunities to participate in economic and civic activities in their communities.

#### **4. Summary of Citizen Participation Process and consultation process**

Citizen participation requirements are a part of the HUD regulations governing the preparation of the Consolidated Plan (see 24 CFR Part 91.105). Each Entitlement Grantee must meet minimal citizen participation requirements, including the preparation of a Citizen Participation Plan, which explains the Grantee's methodology for involving citizens in the local program planning and project/activity implementation process.

##### Needs Assessment Process

On October 24, 2016, the County of San Bernardino released the Notice of Funding Available (NOFA) requesting applications for agencies seeking funding under the CDBG program. An evaluation process occurred whereby each agency/organization was evaluated for eligibility. Once applications were reviewed by the County they were forwarded to each of the 13 participating cities, which consist of Adelanto, Barstow, Big Bear Lake, Colton, Grand Terrace, Highland, Loma Linda, Montclair, Needles, Redlands, Twentynine Palms, Yucaipa, and Yucca Valley. The cities were given from January 9, 2017 through March 3, 2017 to hold city council meetings to receive public comments and make funding recommendations for their respective city's CDBG allocation.

In compliance with Federal regulations and the County's Citizen Participation Plan, the proposed Annual Action Plan was made available for citizen review and comment for a 30-day comment period in March-April 2017 prior to adoption by the County Board. Information regarding the date, time, and location for the public hearing, as well as anticipated program resources, was published in multiple newspapers throughout the County. Prior to the public hearing, a draft copy of the proposed 2017-2018 Annual Action Plan was made available for public review at the Economic Development Agency website.

##### Proposed Action Plan Process

In compliance with its Citizen Participation Plan and HUD regulations, the County's 2017-2018 Annual Action Plan was made available for public comment from March 19, 2017 to April 18, 2017. At the conclusion of the Public Comment Period, a Public Hearing was held in the County Board Chambers on April 18, 2017 to receive any final public comments. The cooperating cities also held public meetings to determine funding recommendations and have provided their recommendations to the County.

## **5. Summary of public comments**

As required by HUD regulations, all comments received, and responses to the comments by the County and by its cooperating cities, and documents relevant to the process are summarized in the Plan and included in the documents submitted to HUD.

*No comments or responses relevant to the 2017-2018 Annual Action Plan process were received by the County during the public comment period or the hearing on April 18, 2017.*

## **6. Summary of comments or views not accepted and the reasons for not accepting them:**

*No comments or responses relevant to the 2017-2018 Annual Action Plan process were received by the County during the public comment period or the hearing on April 18, 2017.*

## **7. Summary**

Based upon the data and findings in the 2015-2020 Consolidated Plan, the County proposes the following strategic priorities to guide the use of CDBG, HOME, and ESG funds and other leveraged public and private investments during the 2017-2018 Annual Action Plan period:

1. Increase affordable housing options.
2. Reduce substandard housing.
3. Provide fair housing activities to Affirmatively Further Fair Housing Choice with emphasis on protected classes under the Fair Housing Act.
4. Increase housing options and supportive services for low-income and special needs populations including elderly persons, homeless individuals, and persons with disabilities.
5. Increase the capacity of public facilities to serve additional individuals.
6. Revitalize neighborhoods through increased infrastructure improvements and affordable housing investments.
7. Provide public service activities within the cooperating cities to reach additional individuals.
8. Provide overall program administration and management.

# The Process

## PR-05 Lead & Responsible Agencies – 91.200(b)

### 1. Agency/entity responsible for preparing/administering the Consolidated Plan

**Describe the agency/entity responsible for preparing the Consolidated Plan and those responsible for administration of each grant program and funding source.**

The Department of Community Development and Housing performs the following duties:

- Lead agency for the development, administration, and review of the Consolidated Plan;
- Administrator for the County of San Bernardino Community Development Block Grant (CDBG), HOME Investment Partnerships (HOME), and Emergency Solutions Grant (ESG) funds received from the United States Department of Housing and Urban Development (HUD); and
- Lead agency responsible for coordinating projects identified in the Consolidated Plan.

The 2016-2017 Annual Action Plan was developed by County staff, with input from local municipalities and other agencies, and with assistance from WFN Consulting and Mosaic Community Planning.

Agency Role	Name	Agency
<b>Lead Agency</b>	San Bernardino County	Community Development and Housing Agency
<b>CDBG Administrator</b>	San Bernardino County	Community Development and Housing Agency
<b>HOME Administrator</b>	San Bernardino County	Community Development and Housing Agency
<b>ESG Administrator</b>	San Bernardino County	Community Development and Housing Agency

**Table 1 – Responsible Agencies**

### **Consolidated Plan Public Contact Information**

Gary Hallen, Director  
Community Development and Housing Department  
Community Development and Housing Agency  
County of San Bernardino  
385 N. Arrowhead Avenue, Third Floor  
San Bernardino, CA 92415-0043  
(903) 387-44110244  
[gary.hallen@cdh.sbcounty.gov](mailto:gary.hallen@cdh.sbcounty.gov)



## AP-10 Consultation – 91.100, 91.200(b), 91.215(l)

### 1. Introduction

**Provide a concise summary of the jurisdiction's activities to enhance coordination between public and assisted housing providers and private and governmental health, mental health and service agencies (91.215(l))**

To ensure funding priorities are in line with current community development goals, the Department of Community Development & Housing maintains open and integrated communication with many County departments and related agencies as it moves forward with its promotion of affordable housing communitywide. County departments, under the direction of the Chief Executive Officer, primarily include the Department of Behavioral Health, Office of Homeless Services, the Economic Development Agency, and Land Use Services Department. Close contact and open communication is maintained with the County of San Bernardino Housing Authority, a separate entity with close ties to County government. Individuals from these offices are also members of the County's Interagency Council on Homelessness.

**Describe coordination with the Continuum of Care and efforts to address the needs of homeless persons (particularly chronically homeless individuals and families, families with children, veterans, and unaccompanied youth) and persons at risk of homelessness.**

The San Bernardino County Homeless Partnership (SBCHP) consists of community and faith-based organizations, educational institutions, non-profit organizations, private industry, and federal, state, and local governments working together for a focused approach to the issue of homelessness. The County of San Bernardino, through its Office of Homeless Services, is the lead agency overseeing the jurisdiction's Continuum of Care (CoC), a program designed to promote communitywide commitment to the goal of ending homelessness and optimizing self-sufficiency among homeless individuals and families.

**Describe consultation with the Continuum(s) of Care that serves the jurisdiction's area in determining how to allocate ESG funds, develop performance standards for and evaluate outcomes of projects and activities assisted by ESG funds, and develop funding, policies and procedures for the operation and administration of HMIS.**

Collaboration with the SBCHP and the County's Office of Homeless Services was instrumental in the development of projects and activities assisted with ESG funds, along with related outcomes and performance measurements. A part of this coordinated process includes the planning and operation of the County's Homeless Management Information System (HMIS).

**2. Describe Agencies, groups, organizations and others who participated in the process and describe the jurisdiction's consultations with housing, social service agencies and other entities.**

Agencies that participated in the Consolidated Plan process to identify priority needs and goals for the 2015-2020 planning period, which includes this 3<sup>rd</sup> Year Annual Action Plan, are listed below.

Agency/Group/ Organization Name	Agency/Group/ Organization Type	Section Consulted
<b>Interview Participants</b>		
Neighborhood Housing Services of the Inland Empire	Housing Services	Housing Needs Assessment
Neighborhood Partnership Housing Services, Inc.	Housing Services	Housing Needs Assessment
Family Service Association of Redlands	Housing and Homeless Services	Housing Needs; Homeless Family Needs
Legal Aid	Fair Housing Services	Housing Needs; Non-Homeless Special Needs
County of San Bernardino Dept. of Aging and Adult Services	Elderly Services	Non-Homeless Special Needs
County of San Bernardino Dept. of Workforce Development	Employment Services	Economic Development
County of San Bernardino Transitional Assistance Dept.	Children and Health Services	Non-Homeless Special Needs
County of San Bernardino Human Services Dept.	Other County Government	Housing Needs; Non-Homeless Special Needs; Economic Dev.
County of San Bernardino Dept. of Behavioral Health	Disability and Health Services	Non-Homeless Special Needs
211 San Bernardino County	Housing and Homeless Services	Housing Needs; Non-Homeless Special Needs

Agency/Group/ Organization Name	Agency/Group/ Organization Type	Section Consulted
<b>Public Meeting Participants</b>		
Morongo Basin Conservation Association	Civic Organization	Housing Needs; Economic Development
Joshua Tree Community Association	Civic Organization	Housing Needs; Economic Development
Inland Fair Housing and Mediation Board	Fair Housing Services	Housing Needs; Non-homeless Special Needs
Interagency Council on Homelessness	Non-Profit Organization	Homelessness
Agency/Group/ Organization Name	Agency/Group/ Organization Type	Section Consulted
<b>Public Meeting Participants</b>		
County of San Bernardino Special Districts Department	Other County Government	Market Analysis; Economic Development
First Southern Baptist Church	Religious Organization	Housing Needs; Homeless Needs; Non-Homeless Special Needs

**Table 2 – Agencies, groups, organizations who participated**

**Identify any Agency Types not consulted and provide rationale for not consulting**

Efforts were made to consult as broadly as possible with community stakeholders. No particular agency types were excluded from participation.

**Other local/regional/state/federal planning efforts considered when preparing the Plan**

<b>Name of Plan</b>	<b>Lead Organization</b>	<b>How do the goals of your Strategic Plan overlap with the goals of each plan?</b>
County of San Bernardino 2015-2020 Consolidated Plan	County of San Bernardino Department of Community Development and Housing	Established 5-year goals and priorities that projects and activities described in the 2016-2017 Annual Action Plan are designed to address.
County of San Bernardino Citizen Participation Plan for Program Years 2015-2020	County of San Bernardino Department of Community Development and Housing	Establishes the County's procedures for public participation that governed the development of this Annual Action Plan.
Countywide Vision 2011	County of San Bernardino	Collaborative, inclusive plan for the county's local economic development, education, housing, and other related areas.
Limited English Proficiency Plan – 2014	County of San Bernardino	Inclusion of underrepresented groups in planning processes.
10-Year Strategy to End Homelessness in San Bernardino County – 2009	San Bernardino County Homeless Partnership	Planning for homelessness.

**Table 3 – Other local / regional / federal planning efforts**

## AP-12 Participation – 91.105, 91.200(c)

### **1. Summary of citizen participation process/Efforts made to broaden citizen participation**

#### **Summarize citizen participation process and how it impacted goal-setting**

##### CDBG NOFA

On October 24, 2016, San Bernardino County released the Notice of Funding Available (NOFA) requesting applications for agencies seeking funding under the CDBG program. An evaluation process occurred whereby each agency/organization was evaluated for eligibility. Once applications were reviewed by the County there were then forwarded to each of the 13 participating cities, which consist of Adelanto, Barstow, Big Bear Lake, Colton, Grand Terrace, Highland, Loma Linda, Montclair, Needles, Redlands, Twentynine Palms, Yucaipa, and Yucca Valley. The cities were given from January 9, 2017 through March 3, 2017 to hold city council meetings to receive public comments and make funding recommendations for their respective city's CDBG allocation.

In compliance with its Citizen Participation Plan and HUD regulations, the County's 2016-2017 Annual Action Plan was made available for public comment from March 19, 2017 to April 18, 2017. At the conclusion of the Public Comment Period, a Public Hearing was held in the County Board Chambers on April 18, 2017 to receive any final public comments. The cooperating cities also held public meetings to determine funding recommendations and have provided their recommendations to the County.

The County Board of Supervisors funded programs and activities that address priority needs in the community while keeping with the goals and priorities established in the 2015-2020 Five-Year Consolidated Plan based on public input, applications received through the NOFA process, and staff recommendations. HOME allocations were determined through an annual NOFA process.

### Citizen Participation Outreach

Sort Order	Mode of Outreach	Target of Outreach	Summary of Response/ Attendance	Summary of Comments Received	Summary of Comments Not Accepted and Reasons	URL
1	Newspaper Ad	Non-targeted/broad community  Non-English Speaking – Spanish Speakers	TBD	TBD	TBD	N/A
2	Internet Outreach	Non-targeted/broad community outreach	TBD	TBD	TBD	<a href="http://www.sbcountyadvantage.com">www.sbcountyadvantage.com</a>
3	Direct Outreach w/Participating Jurisdictions	Local Government	N/A	N/A	N/A	N/A
4	Direct Contact w/Potential Service Providers	Non-Profit and Other Housing and Community Dev. Organizations	N/A	N/A	N/A	N/A
5	Public Comment Period	Non-targeted/broad community	TBD	TBD	TBD	N/A
6	Public Hearing	Non-targeted/broad community	TBD	TBD	TBD	N/A

**Table 4 – Citizen Participation Outreach**

# Expected Resources

## AP-15 Expected Resources – 91.220(c) (1, 2)

### Introduction

Entitlement grant resources totaling \$10,291,802 are planned during the next fiscal year (July 1, 2017 – June 30, 2018) to address obstacles, to meet underserved needs, foster decent housing, develop institutional structures, and to enhance coordination between public and private housing and social service agencies. The results of these activities will be reported in the Consolidated Annual Performance and Evaluation Report (CAPER) to be published in September 2018.

### Priority Table

Program	Source of Funds	Uses of Funds	Expected Amount Available Year 3				Expected Amount Available Remainder of ConPlan	Narrative Description
			Annual Allocation:	Program Income:	Prior Year Resources:	Total:		
			\$	\$	\$	\$	\$	
<b>CDBG</b>	Public – Federal	-Acquisition -Admin and Planning -Economic Development -Housing -Public Improvements -Public Services	\$6,519,559	\$651,148	\$10,000	\$7,180,707	\$12,380,912	Anticipated funding will include Entitlement grant funds, program income, and prior year resources.

Program	Source of Funds	Uses of Funds	Expected Amount Available Year 3				Expected Amount Available Remainder of ConPlan \$	Narrative Description
			Annual Allocation	Program Income	Prior Year Resources	Total		
<b>HOME</b>	Public – Federal	-Acquisition -Homebuyer Assistance -Homeowner Rehab -Multifamily Rental New Construction -New Construction for Ownership -TBRA	\$3,186,169	\$461,282	\$6,365,863	\$10,013,314	\$6,355,322	Anticipated funding will include Entitlement grant funds, program income, and prior year resources.
<b>ESG</b>	Public – Federal	-Conversion and Rehab for Transitional Housing -Financial Assistance -Overnight Shelter -Rapid Re-Housing (Rental Assistance) -Rental Assistance Services	\$586,074	\$0	\$30,000	\$616,074	\$1,108,764	Anticipated funding will include Entitlement grant funds, program income, and prior year resources.

**Table 5 - Expected Resources – Priority Table**



**Explain how federal funds will leverage those additional resources (private, state and local funds), including a description of how matching requirements will be satisfied.**

HOME funds are heavily leveraged through the use of gap financing. All HOME NOFAs specify that a project must be far enough along in the development process for the developer to have identified and secured its primary funding sources. Matching funds will typically consist of Low Income Housing Tax Credits, Mental Health Services Act (MHSA) funds, Neighborhood Stabilization Program (NSP) funds, and Successor Agency to the former Redevelopment Agency land subsidies.

ESG funds received directly from HUD are leveraged through the selection of subrecipients who are well established as homeless providers in their communities and show strong connections with multiple funding sources. All grant subrecipients are required to match ESG funds with other non-federal funding sources on a dollar-for-dollar basis. The matching amounts are specified in each subrecipient's contract. Matching funds may also include the value of any donated materials, the value of any lease on a building, any salaries paid to staff to carry out the program of the subrecipient, and the value of time and services contributed by volunteers to carry out the subrecipient's program. In addition to HUD ESG funds, the County is anticipating receiving a total of \$636,413 in ESG funds from the State of California, Department of Community Development and Housing for program year 2017-2018. As with the HUD ESG funds, the State ESG funds will be used to provide emergency shelter, homeless and homelessness prevention services. While the performance of the State ESG program will not be captured in the County's CAPER or performance measures included in the County's Action plan, it is anticipated that the available funding will add an additional 1,500 individuals served.

Funds may also be available to subrecipients through the following federal, state, county and other programs:

Federal Resources:

- Small Business Administration 504 Loan Program
- Economic Development Administration
- Supportive Housing Program
- Shelter Plus Program
- Veterans Affairs Supporting Housing
- HUD Section 202 Program
- Family Self-Sufficiency (FSS) Program
- Neighborhood Stabilization Program 1
- Neighborhood Stabilization Program 3

State Resources:

- State Housing Rehabilitation Program

- Emergency Solutions Program – Federal
- State First – Time Homebuyer Program
- Low Income Housing Tax Credits (LIHTC)
- State Emergency Solutions Grant (Federal and State funds)

Local Resources:

- Tax Exempt Industrial Development Bond Financing
- Taxable Development Bond Program
- Equipment Only Purchase Program
- Multifamily Mortgage Revenue Bond Program

Other Resources:

- Affordable Housing Program (AHP)

**If appropriate, describe publicly owned land or property located within the jurisdiction that may be used to address the needs identified in the plan.**

The County will not use any publicly owned land or property located within the jurisdiction to address needs identified in this plan.

# Annual Goals and Objectives

AP-20 Annual Goals and Objectives - 91.420, 91.220(c)(3)&(e)

## Goals Summary Information

Goal Name	Start Year	End Year	Category	Geographic Area	Needs Addressed	Funding	Priority Outcome Indicator
1. New Construction/ Acquisition/ Rehabilitation of Multi-Family Housing Units	2017	2018	Affordable Housing	Countywide	Increase Access to Affordable Housing; Affirmatively Furthering Fair Housing Choice (AFFHC)	HOME \$4,636,818	Gap financing for New Construction/ Acquisition/Rehabilitation of Multi-Family Units by private developers, cooperating cities and/or community-based organizations: 1 projects- 60 units
2. Acquisition/ Rehabilitation/ Disposition of Single-Family or Multi-Family Housing Units	2017	2018	Affordable Housing	Countywide	Increase Access to Affordable Housing; Affirmatively Furthering Fair Housing Choice (AFFHC)	HOME and/or CDBG: \$0	Acquisition/Rehabilitation/Disposition of Housing Units by private developers, cooperating cities, and/or community-based organizations: 0 Households

Goal Name	Start Year	End Year	Category	Geographic Area	Needs Addressed	Funding	Priority Outcome Indicator
3. New Construction/ Acquisition/ Rehabilitation of Housing for persons who are Elderly, Disabled, or Homeless	2017	2018	Affordable Housing	Countywide	Increase Access to Affordable Housing; Affirmatively Furthering Fair Housing Choice (AFFHC)	HOME and/or CDBG: \$0	New Construction/ Acquisition/ Rehabilitation of Supportive Housing for persons who are elderly, disabled, or homeless by private developers, cooperating cities, and/or community-based organizations: 0 Units
4. Rehabilitation of Existing Housing	2017	2018	Affordable Housing	Countywide	Reduce Substandard Housing; Affirmatively Furthering Fair Housing Choice (AFFHC)	CDBG: \$0 HOME: \$0	Rehabilitation of existing housing by private developers, cooperating cities, and/or community-based organizations: Number of Households Receiving Rehabilitation: 0 Households
5. Affirmatively Furthering Fair Housing Activities	2017	2018	Fair Housing	Countywide	Affirmatively Furthering Fair Housing Choice (AFFHC)	CDBG: \$92,767	Number of Persons Benefiting from Fair Housing Activities: 2,950 Households
6. Provide Support for Emergency Housing and Supportive Services for the Homeless	2017	2018	Homeless	Countywide	Increase Housing Options for Homeless and At Risk of Homelessness	ESG \$513,866	Number of Persons Receiving Homeless Services: 1,500 Individuals

Goal Name	Start Year	End Year	Category	Geographic Area	Needs Addressed	Funding	Priority Outcome Indicator
7. Provide Funding to Increase Permanent Supportive Housing to Homeless and At Risk of Homelessness Populations	2017	2018	Homeless	Countywide	Increase Housing Options for Homeless and At Risk of Homelessness	ESG: \$0	Number Persons Homeless Assistance: 0 Individuals
8. Acquire/ Construct/ Rehabilitate Public Facilities	2017	2018	Non-Housing Community Development Needs	Countywide	Increase the Capacity of Public Facilities to Serve Low -Income and Special Needs Populations	CDBG: \$2,181,012	Number of Persons Benefiting from New or Improved Facilities for the County, cooperating cities, or other subrecipient organizations: 222,039 Individuals
9. Acquire/Construct/ Rehabilitate Public Infrastructure	2017	2018	Non-Housing Community Development Needs	Countywide	Increase the Capacity of Public Infrastructure to Serve Low-Income and Special Needs Populations	CDBG \$1,389,496	Number of Persons Benefiting from New or Improved Infrastructure for the County, cooperating cities, or other subrecipient organizations: 25,000 Individuals
10. Cooperating Cities Provide Funding Support, to Organizations Addressing the Public Service Needs of the County for Low-Income and Special Needs Individuals and Households	2017	2018	Non-Housing Community Development Needs	Countywide	Increase the Capacity of Public Services for Low-Income and Special Needs Populations	CDBG: \$402,785	Number of Low-Income or Special Needs Persons Benefiting from New or Increased Services: 10,800 Individuals

Goal Name	Start Year	End Year	Category	Geographic Area	Needs Addressed	Funding	Priority Outcome Indicator
11. Cooperating Cities Provide Funding Support, to Address the Code Enforcement, Demolition and Clearance Needs of County Low-Income Areas to ensure public safety.	2017	2018	Non-Housing Community Development Needs	Countywide	Increase the Capacity of Code Enforcement, Demolition and Clearance Activities to Ensure that Low-Income Deteriorated or Deteriorating Areas Are Being Made Safe for the General Public	CDBG \$447,588	Number of Low-Income or Special Needs Persons Benefiting from New or Increased Services: 24,375 Individuals
12. Provide the Administrative Structure for the Planning, Implementation, and Management of the CDBG, HOME, and ESG grant programs as well as other housing, community development, and homeless programs.	2017	2018	Non-Housing Community Development Needs	Countywide	Providing Overall Program Planning and Administration	CDBG: \$1,236,890  HOME: \$303,765  ESG: \$41,665	Not applicable

**Table 6 – Goals Summary**

## Goal Descriptions

1	<b>Goal Name</b>	New Construction/Acquisition/Rehabilitation of Multifamily Housing Units
	<b>Goal Description</b>	Support the development of affordable rental housing, including projects located near job centers that will be affordable to service employees and other low-wage members of the workforce.
2	<b>Goal Name</b>	Acquisition/Rehabilitation/Disposition of Single-Family or Multifamily Housing Units
	<b>Goal Description</b>	Support the development of affordable rental housing, including projects located near job centers that will be affordable to service employees and other low-wage members of the workforce.
3	<b>Goal Name</b>	New Construction/Acquisition/Rehabilitation of Housing for Persons who are Elderly, Disabled, or Homeless
	<b>Goal Description</b>	Expand the supply of rental housing (including permanent supportive housing) that is accessible to persons with disabilities, including housing located near services, job centers, and other community amenities.
4	<b>Goal Name</b>	Rehabilitation of Existing Housing
	<b>Goal Description</b>	Extend the useful life of existing affordable rental housing through repair and rehabilitation projects.
5	<b>Goal Name</b>	Affirmatively Further Fair Housing Choice
	<b>Goal Description</b>	Accessibility improvements, fair housing enforcement, and education.
6	<b>Goal Name</b>	Provide Support for Emergency Housing and Supportive Services for the Homeless
	<b>Goal Description</b>	Assist persons who are homeless through the development and rehabilitation of transitional housing; fund projects that provide supportive services and shelter to persons who are homeless.
7	<b>Goal Name</b>	Increase Permanent Supportive Housing for Homeless and At-Risk Populations
	<b>Goal Description</b>	Assist persons who are homeless or at risk of homelessness through the development and rehabilitation of permanent supportive housing.

8	<b>Goal Name</b>	Acquire/Construct/Rehabilitate Public Facilities
	<b>Goal Description</b>	Fund public facility improvements in unincorporated San Bernardino County that benefit low income households and persons, and persons with special needs to include senior centers, neighborhood facilities, youth centers, childcare centers, health facilities, handicapped centers, abused and neglected children facilities, parks and recreational facilities, and other facilities.
9	<b>Goal Name</b>	Acquire/Construct/Rehabilitate Public Infrastructure
	<b>Goal Description</b>	Fund non-housing public infrastructure improvements in San Bernardino County that benefit low income households and persons, and persons with special needs to include street, curb, gutter, alleyway, sewer, waterline and other infrastructure improvements.
10	<b>Goal Name</b>	Address Public Service Needs of Low-Income and Special Needs Populations
	<b>Goal Description</b>	Fund projects in cooperating cities that provide recreational activities, educational opportunities, and job skills to youth; supportive services to low and moderate income households and persons with special needs; assistance to businesses to create and/or retain jobs for low and moderate income persons; and support for job training, continuing education, and employment services designed to assist low and moderate income persons obtain jobs.
11	<b>Goal Name</b>	Address Code Enforcement/Demolition/Clearance Needs of Low-Income Areas
	<b>Goal Description</b>	Fund projects San Bernardino County that provide code enforcement, demolition and clearance activities to ensure that deteriorated or deteriorating areas are being made safe for the general public.
12	<b>Goal Name</b>	Provide Administrative Structure for Planning, Implementation , and Management of CDBG, HOME, and ESG Programs
	<b>Goal Description</b>	Funding for the planning and administration of the CDBG, HOME, and ESG programs as well as other housing, community development, and homelessness programs.

Table 7 – Goal Descriptions

**Estimate the number of extremely low-income, low-income, and moderate-income families to whom the jurisdiction will provide affordable housing as defined by HOME 91.215(b):**

The County anticipates providing affordable housing for 40 extremely low-, low-, or moderate-income households during the 2017-2018 program year by using HOME funds to provide gap financing for new construction, acquisition, or rehabilitation of multifamily units and supportive housing for elderly, disabled, or homeless persons by private developers, cooperating cities and/or community-based organizations.



# Projects

## AP-35 Projects – 91.220(d)

### Introduction

Projects planned for the upcoming year are identified in the table below. Additional details are provided in Section AP-38.

Project Description	
1	Adelanto - Food Distribution Program- High Desert Outreach Center
2	Adelanto Library - Literacy Education Services
3	Adelanto - Emergency Food and Clothing Distribution Services - Adelanto Community Resource Center
4	Adelanto- Code Compliance Officers
5	Adelanto - Clearance of Abandoned Houses
6	Barstow- Transitional Housing Services for Homeless Persons - New Hope Village
7	Barstow - Childcare Provision- Desert Sanctuary
8	Barstow Library - Literacy Education Services
9	Barstow - Girl Scouts - Classroom to Career Program
10	Barstow- ADA Improvements to Sturnacle Park Restrooms
11	Big Bear Lake - ADA upgrades to Big Bear Lake Civic Center
12	Colton - L Street Alley Improvement Project
13	Colton- Sidewalk Improvements at Elementary Schools
14	Colton - East H & East G Streets Improvement Project
15	Colton - East E Street Improvement Project
16	Colton- Laurel Ave. Sidewalk Improvements
17	Colton - Provision of a Healthy Life Style
18	Colton - Library Adult Literacy and Youth Homework

Project Description	
19	Colton- Mobile Access to Technology Program
20	Colton -After School Programs at the Colton Art Thompson Teen Center
21	Grand Terrace- Literacy Education Services-Grand Terrace Branch Library
22*	Grand Terrace- Family Service Association Senior Nutrition Program
23	Grand Terrace: Senior Center Services
24	Grand Terrace- Code Enforcement in Grand Terrace Target Area
25	Highland - Street Improvements to CDBG Target Areas
26	Highland - Neighborhood Revitalization - Code Enforcement
27	Highland- Youth Recreation Services – Central Little League
28	Highland Library- Literacy Education Services
29	Highland- Highland Family YMCA Services
30	Highland- Highland Senior Center Services and Programs
31	Loma Linda - Install New Waterlines and Reconstruct Streets along portions of San Marcos, San Lucas, San Juan and Barton Frontage Road
32	Loma Linda Library-Literacy Education Services
22*	Loma Linda- Family Service Association Senior Nutrition Program
33†	Loma Linda- Inland Temporary Homes Services
34	Montclair - Greenwood Avenue Alley Project
35	Montclair- Graffiti Abatement in Montclair Target Areas
36	Montclair - Code Compliance Officers
37	Montclair- Golden Express Transportation Services for Seniors
38	Montclair-Reeder House Roof Improvements
39	Needles - Senior Citizen's Transportation Services
40	Needles - Various Renovation Improvements to the Needles Gym

Project Description	
41	Redlands - Infrastructure Improvements - Alta to Church; Colton to Lugonia
42†	Redlands -Crisis Intervention and Counseling for Victims of Violent Crimes in Redlands-San Bernardino Sexual Assault Services
43	Redlands- YMCA of the East Valley Legal Services-Redlands
44*	Redlands: Case Management Program - Family Service Association of Redlands
33†	Redlands- Inland Temporary Homes Services
45	Twentynine Palms- Renovations to Knott's Sky Park including Paving, Handicap Ramps, Curb, Gutter and Striping
46	Yucca Valley - Renovation to Paradise Park - Phase III
47	Yucca Valley - Code Enforcement
48	Yucaipa - Library - Literacy Education
42†	Yucaipa - Crisis Intervention and Counseling for Victims of Violent Crimes in Yucaipa-San Bernardino Sexual Assault Services
44*	Yucaipa - Family Service Association of Redlands; Case Management
22*	Yucaipa- Family Service Association Senior Nutrition Program
49	Yucaipa- Yucaipa Scholarship Program
50	Yucaipa- Drainage crossing under 5th Street between Yucaipa Blvd and Avenue E.
51	Yucaipa - ADA Access, ADA Parking Stalls, and minor drainage improvements
52	Contract Compliance / Environmental Review
53	CDBG Program Administration
54	Countywide- Fair Housing Services
55	Countywide- Tenant Landlord Mediation Services
56	County - Yucaipa Regional Park ADA Playground Surface Replacement
57	Mojave Narrows Regional Park ADA Improvements
58	Prado Regional Park Center Area ADA Parking

Project Description	
59	Bloomington Residential Area North of I-10. ADA Ramps to include sidewalk, curb & gutter improvements.
60	HOME Program Administration
61	Countywide- ESG Activities
Multi-Jurisdictional Projects	
22*	FSA Senior Nutrition Program
33†	Inland Temporary Homes Services
42‡	Crisis Intervention and Counseling for Victims of Violent Crimes in Redlands- San Bernardino Sexual Assault Services
44+	Family Service Association of Redlands; Case Management

**Table 8 – Project Information**

**Describe the reasons for allocation priorities and any obstacles to addressing underserved needs**

The County of San Bernardino developed its allocation priorities with the goal of providing housing and community development improvements for as many low- and moderate-income residents as possible with their CDBG, HOME, and ESG allocations. CDBG funds used in the unincorporated County will be focused on public facility, infrastructure, or fair housing projects that can serve a significant number of residents. CDBG funds used in participating cities to fund public service, public facility, and infrastructure projects will be concentrated in incorporated cities where greater population density allows for cost effective delivery of services.

Each year as part of our preparation of the Community Development Block Grant (CDBG) Annual Action Plan submission to HUD, we ask those cities participating with the County in the CDBG program to prioritize projects. The County of San Bernardino's 2017-18 CDBG Countywide allocation is anticipated to be \$6.1(Estimated 5% Reduction) million dollars.

Due to the uncertainty of the HUD allocation to County's CDBG program for the upcoming year, CDH has estimated a 5% reduction in the overall CDBG allocation from the 2016-2017 program year. Individual city allocations were also based on the Census 2014 poverty and overcrowded housing counts and populations, which could result in a city's allocation being greater or lesser than the 5% reduction. Please note; these allocation amounts are subject to change based on HUD's actual allocation to the CDBG program. Once the actual allocation amount is known, cities will be notified to adjust the amounts awarded to each project or to defund specific projects in accordance with their submitted project prioritization requests.

Details of each projects' contingency plans are included with project descriptions in AP-38 Projects Summary. Consortium cities and County departments will have the opportunity to request budget adjustments for specific projects based on actual allocation amounts.

Project budget adjustments which do not meet the criteria for instigating Plan Modifications will be handled administratively. The criteria and thresholds which instigate Plan Modifications are outlined in the Citizen Participation Plan. No adjustments to project budgets are being made at this time.

## AP-38 Projects Summary

<b>1</b>	<b>County Log #</b>	ADEL17-007						
	<b>Project Name</b>	Adelanto - Food Distribution Program- High Desert Outreach Center						
	<b>Target Area</b>	City of Adelanto						
	<b>Goals Supported</b>	Address Public Service Needs of Low-Income and Special Needs Populations						
	<b>Needs Addressed</b>	Increase the Capacity of Public Services for Low- Income and Special Needs Populations						
	<b>Funding</b>	<table> <tr> <td><b>Prior Year:</b></td><td><b>Current Year (FY 2017/18):</b></td><td><b>Total:</b></td></tr> <tr> <td>\$0</td><td>\$15,000 - CDBG</td><td>\$15,000 - CDBG</td></tr> </table>	<b>Prior Year:</b>	<b>Current Year (FY 2017/18):</b>	<b>Total:</b>	\$0	\$15,000 - CDBG	\$15,000 - CDBG
<b>Prior Year:</b>	<b>Current Year (FY 2017/18):</b>	<b>Total:</b>						
\$0	\$15,000 - CDBG	\$15,000 - CDBG						
	<b>Description</b>	Public Service -High Desert Outreach Center will provide weekly food distribution to low-income families in Adelanto and the surrounding area.						
	<b>Target Date</b>	6/30/2018						
	<b>Estimate the number and type of families that will benefit from the proposed activities</b>	City of Adelanto Residents – Approximately 600						
	<b>Location Description</b>	11744 Bartlett Avenue, Adelanto, CA 92301						
	<b>Planned Activities</b>	CDBG funds will be used to provide weekly food distribution to approximately 600 low- and moderate- income households in Adelanto and the surrounding area.						
	<b>Contingency</b>	Funding is subject to change based on final HUD allocation.						

<b>2</b>	<b>County Log #</b>	ADEL17-015						
	<b>Project Name</b>	Adelanto Library - Literacy Education Services						
	<b>Target Area</b>	City of Adelanto						
	<b>Goals Supported</b>	Address Public Service Needs of Low-Income and Special Needs Populations						
	<b>Needs Addressed</b>	Increase the Capacity of Public Services for Low- Income and Special Needs Populations						
	<b>Funding</b>	<table> <tr> <td><b>Prior Year:</b></td><td><b>Current Year (FY 2017/18):</b></td><td><b>Total:</b></td></tr> <tr> <td>\$0</td><td>\$10,652 - CDBG</td><td>\$10,652 - CDBG</td></tr> </table>	<b>Prior Year:</b>	<b>Current Year (FY 2017/18):</b>	<b>Total:</b>	\$0	\$10,652 - CDBG	\$10,652 - CDBG
<b>Prior Year:</b>	<b>Current Year (FY 2017/18):</b>	<b>Total:</b>						
\$0	\$10,652 - CDBG	\$10,652 - CDBG						
	<b>Description</b>	Public Service -The San Bernardino County Library will provide targeted literacy services to approximately 24 low-income seniors and illiterate adults and senior residents in the Adelanto and surrounding area.						
	<b>Target Date</b>	6/30/2018						
	<b>Estimate the number and type of families that will benefit from the proposed activities</b>	City of Adelanto Residents – Approximately 24						
	<b>Location Description</b>	11497 Bartlett Avenue, Adelanto, CA 92301						
	<b>Planned Activities</b>	Public Service -The San Bernardino County Library, Adelanto Branch will provide targeted literacy services to low-income seniors and illiterate adults and senior residents.						
	<b>Contingency</b>	Funding is subject to change based on final HUD allocation.						

<b>3</b>	<b>County Log #</b>	ADEL17-064		
	<b>Project Name</b>	Adelanto - Emergency Food and Clothing Distribution Services - Adelanto Community Resource Center		
	<b>Target Area</b>	City of Adelanto		
	<b>Goals Supported</b>	Address Public Service Needs of Low-Income and Special Needs Populations		
	<b>Needs Addressed</b>	Increase the Capacity of Public Services for Low- Income and Special Needs Populations		
	<b>Funding</b>	<b>Prior Year:</b> \$0	<b>Current Year (FY 2017/18):</b> \$17,946 - CDBG	<b>Total:</b> \$17,946 - CDBG
	<b>Description</b>	Public Service- Adelanto Community Resource Center program will provide food and clothing to low-income families in Adelanto and the surrounding area.		
	<b>Target Date</b>	6/30/2018		
	<b>Estimate the number and type of families that will benefit from the proposed activities</b>	City of Adelanto Residents – Approximately 25		
	<b>Location Description</b>	11824 Air Expressway. Cross Street - Jonathan Street		
	<b>Planned Activities</b>	Adelanto Community Resource Center will provide weekly food and clothing distribution to approximately 25 low- and moderate- income households in Adelanto and the surrounding area.		
	<b>Contingency</b>	Funding is subject to change based on final HUD allocation.		



<b>4</b>	<b>County Log #</b>	ADEL17-079		
	<b>Project Name</b>	Adelanto- Code Compliance Officers		
	<b>Target Area</b>	City of Adelanto		
	<b>Goals Supported</b>	Address Code Enforcement/Demolition/Clearance Needs of Low-Income Areas		
	<b>Needs Addressed</b>	Increase the Capacity of Code Enforcement, Demolition and Clearance Activities to Ensure that Low-Income Deteriorated or Deteriorating Areas Are Being Made Safe for the General Public		
	<b>Funding</b>	<b>Prior Year:</b> \$0	<b>Current Year (FY 2017/18):</b> \$123,527 - CDBG	<b>Total:</b> \$123,527 - CDBG
	<b>Description</b>	CDBG funds will be used to provide additional code compliance officers to focus in low to moderate areas within the City of Adelanto.		
	<b>Target Date</b>	6/30/2018		
	<b>Estimate the number and type of families that will benefit from the proposed activities</b>	City of Adelanto Residents – Approximately 20,335		
	<b>Location Description</b>	North of Rancho Road, West of 395, South El Mirage, East of Aster and Joshua Estates		
	<b>Planned Activities</b>	CDBG funds will be used to provide additional code compliance officers to focus in low to moderate areas within the City of Adelanto.		
	<b>Contingency</b>	Funding is subject to change based on final HUD allocation.		

5

County Log #	ADEL17-080		
Project Name	Adelanto - Clearance of Abandoned Houses		
Target Area	City of Adelanto		
Goals Supported	Address Code Enforcement/Demolition/Clearance Needs of Low-Income Areas		
Needs Addressed	Increase the Capacity of Code Enforcement, Demolition and Clearance Activities to Ensure that Low-Income Deteriorated or Deteriorating Areas Are Being Made Safe for the General Public		
Funding	Prior Year:	Current Year (FY 2017/18):	Total:
	\$0	\$123,527 - CDBG	\$123,527 - CDBG
Description	The City of Adelanto will demolish various residential substandard and hazardous buildings which pose a health and safety threat, and are not economically feasible to repair due to the extent of work required to bring the buildings up to current building, zoning and development codes.		
Target Date	6/30/2018		
Estimate the number and type of families that will benefit from the proposed activities	City of Adelanto – Various Units		
Location Description	North of Rancho Road, West of 395, South of El Mirage, East of Asher and Joshua Estates		
Planned Activities	Demolition- Program will allow for the demolition of various blighted buildings in the City of Adelanto that have been deemed structurally unsafe.		
Contingency	Funding is subject to change based on final HUD allocation.		

6

County Log #	BARS17-004		
Project Name	Barstow- Transitional Housing Services for Homeless Persons - New Hope Village		
Target Area	City of Barstow		
Goals Supported	Address Public Service Needs of Low-Income and Special Needs Populations		
Needs Addressed	Increase the Capacity of Public Services for Low- Income and Special Needs Populations		
Funding	Prior Year: \$0	Current Year (FY 2017/18): \$6,327 - CDBG	Total: \$6,327 - CDBG
Description	Public Service -New Hope Village under contract with the city of Barstow will provide subsidized housing and wraparound services to approximately 38 homeless families in the Barstow and surrounding area.		
Target Date	6/30/2018		
Estimate the number and type of families that will benefit from the proposed activities	City of Barstow Residents – Approximately 38		
Location Description	100 West Fredricks Barstow, CA 92311		
Planned Activities	Public Service -New Hope Village will provide subsidized housing and wraparound services to homeless families to incorporate them back into society.		
Contingency	Funding is subject to change based on final HUD allocation.		

7

County Log #	BARS17-013		
Project Name	Barstow - Childcare Provision- Desert Sanctuary		
Target Area	City of Barstow		
Goals Supported	Address Public Service Needs of Low-Income and Special Needs Populations		
Needs Addressed	Increase the Capacity of Public Services for Low- Income and Special Needs Populations		
Funding	Prior Year: \$0	Current Year (FY 2017/18): \$6,237	Total: \$6,237
Description	Public Service -Desert Sanctuary under contract with the city of Barstow will provide childcare services and wraparound services to approximately 120 domestic violence victims in the Barstow and surrounding area which will provide increased access to child care.		
Target Date	6/30/2018		
Estimate the number and type of families that will benefit from the proposed activities	City of Barstow Domestic Violence Victims – Approximately 120		
Location Description	703 East Main Street, Barstow, CA 92311		
Planned Activities	Public Service -Desert Sanctuary will provide childcare during shelter stay and outreach services for victims of domestic violence.		
Contingency	Funding is subject to change based on final HUD allocation.		

8

County Log #	BARS17-016		
Project Name	Barstow Library - Literacy Education Services		
Target Area	City of Barstow		
Goals Supported	Address Public Service Needs of Low-Income and Special Needs Populations		
Needs Addressed	Increase the Capacity of Public Services for Low- Income and Special Needs Populations		
Funding	Prior Year: \$0	Current Year (FY 2017/18): \$6,237	Total: \$6,237
Description	Public Service - The San Bernardino County Library will provide literacy services to approximately 24 low- and moderate-income clients in The City of Barstow and surrounding area.		
Target Date	6/30/2018		
Estimate the number and type of families that will benefit from the proposed activities	City of Barstow Residents – Approximately 24		
Location Description	Barstow Branch Library: 304 East Buena Vista, Barstow, CA 92311		
Planned Activities	Public Service -The San Bernardino County Library, Barstow branch will provide targeted Literacy service to low-income seniors and illiterate adults and senior residents.		
Contingency	Funding is subject to change based on final HUD allocation.		

9

County Log #	MULT17-054		
Project Name	Barstow - Girl Scouts - Classroom to Career Program		
Target Area	City of Barstow Domestic Violence Victims – Approximately 1,155		
Goals Supported	Address Public Service Needs of Low-Income and Special Needs Populations		
Needs Addressed	Increase the Capacity of Public Services for Low- Income and Special Needs Populations		
Funding	Prior Year: \$0	Current Year (FY 2017/18): \$6,237	Total: \$6,237
Description	Public Service - Youth Services targeted to low income girls to build confidence, character, and courage to take on jobs in the STEM (Science, Technology, Engineering, and Math) fields by improving their interest in these fields through work site tours, activities and mentoring.		
Target Date	6/30/2018		
Estimate the number and type of families that will benefit from the proposed activities	City of Barstow Youth – Approximately 290		
Location Description	860 Barstow Road, Barstow, CA 92311		
Planned Activities	Public Service - Youth Services targeted to low income girls to build confidence, character, and courage to take on jobs in the STEM (Science, Technology, Engineering, and Math) fields by improving their interest in these fields through work site tours, activities and mentoring. 290 low/mod income youth will benefit from increased access to STEM facilities and activities.		
Contingency	Funding is subject to change based on final HUD allocation.		

10	<b>County Log #</b>	BARS17-059		
	<b>Project Name</b>	Barstow- ADA Improvements to Sturnacle Park Restrooms		
	<b>Target Area</b>	City of Barstow		
	<b>Goals Supported</b>	Acquire/Construct/Rehabilitate Public Facilities		
	<b>Needs Addressed</b>	Increase the Capacity of Public Services for Low- Income and Special Needs Populations		
	<b>Funding</b>	<b>Prior Year:</b> \$0	<b>Current Year (FY 2017/18):</b> \$143,422	<b>Total:</b> \$143,422
	<b>Description</b>	Construction project to replace the restrooms at Strunacle Park to meet ADA requirements		
	<b>Target Date</b>	6/30/2018		
	<b>Estimate the number and type of families that will benefit from the proposed activities</b>	1960		
	<b>Location Description</b>	1442 Mesa Dr., Barstow, CA 92311		
	<b>Planned Activities</b>	Construction Project to demolish current restrooms at Sturnacle Park and construct new restrooms which will meet ADA requirements.		
	<b>Contingency</b>	Funding is subject to change based on final HUD allocation.		

11	<b>County Log #</b>	BARS17-057						
	<b>Project Name</b>	Big Bear Lake - ADA upgrades to Big Bear Lake Civic Center						
	<b>Target Area</b>	City of Big Bear Lake						
	<b>Goals Supported</b>	Acquire/Construct/Rehabilitate Public Facilities						
	<b>Needs Addressed</b>	Increase the Capacity of Public Services for Low- Income and Special Needs Populations						
	<b>Funding</b>	<table> <tr> <td><b>Prior Year:</b></td><td><b>Current Year (FY 2017/18):</b></td><td><b>Total:</b></td></tr> <tr> <td>\$0</td><td>\$25,749</td><td>\$25,749</td></tr> </table>	<b>Prior Year:</b>	<b>Current Year (FY 2017/18):</b>	<b>Total:</b>	\$0	\$25,749	\$25,749
<b>Prior Year:</b>	<b>Current Year (FY 2017/18):</b>	<b>Total:</b>						
\$0	\$25,749	\$25,749						
	<b>Description</b>	Construction project to replace the restrooms at Strunacle Park to meet ADA requirements						
	<b>Target Date</b>	6/30/2018						
	<b>Estimate the number and type of families that will benefit from the proposed activities</b>	City of Barstow – Approximately 760						
	<b>Location Description</b>	39707 Big Bear Blvd. Big Bear Lake, CA 92373						
	<b>Planned Activities</b>	Public Facility- the City of Big Bear Lake will oversee the demolition and reconstruction of existing exterior sidewalks and stairs at the Big Bear Lake Civic Center for ADA compliance.						
	<b>Contingency</b>	Funding is subject to change based on final HUD allocation.						



12

<b>County Log #</b>	COLT17-034		
<b>Project Name</b>	Colton - L Street Alley Improvement Project		
<b>Target Area</b>	City of Colton		
<b>Goals Supported</b>	Acquire/Construct/Rehabilitate Public Facilities		
<b>Needs Addressed</b>	Increase the Capacity of Public Services for Low- Income and Special Needs Populations		
<b>Funding</b>	<b>Prior Year:</b> \$0	<b>Current Year (FY 2017/18):</b> \$81,000	<b>Total:</b> \$81,000
<b>Description</b>	Construction - Reconstruction of the east-west alley located between 7th Street and La Cadena Avenue, north of L Street and south of K Street within the Colton low/mod target area.		
<b>Target Date</b>	6/30/2018		
<b>Estimate the number and type of families that will benefit from the proposed activities</b>	City of Colton - Approximately 3,490		
<b>Location Description</b>	7th Street and La Cadena Avenue, North of L Street and South of K Street		
<b>Planned Activities</b>	Construction - Reconstruction of the east-west alley located between 7th Street and La Cadena Avenue, north of L Street and south of K Street within the Colton low/mod target area. A local church is located on the alley therefore, 3490 residents in the local area, 2685 of which are low/mod income will benefit from the infrastructure improvements.		
<b>Contingency</b>	Funding is subject to change based on final HUD allocation.		

13	<b>County Log #</b>	COLT17-035		
	<b>Project Name</b>	Colton- Sidewalk Improvements at Elementary Schools		
	<b>Target Area</b>	City of Colton		
	<b>Goals Supported</b>	Acquire/Construct/Rehabilitate Public Facilities		
	<b>Needs Addressed</b>	Increase the Capacity of Public Services for Low- Income and Special Needs Populations		
	<b>Funding</b>	<b>Prior Year:</b> \$0	<b>Current Year (FY 2017/18):</b> \$45,135	<b>Total:</b> \$45,135
	<b>Description</b>	Sidewalk, curb, gutter, and ADA ramp improvements near Wilson, San Salvador and Lincoln Elementary Schools.		
	<b>Target Date</b>	6/30/2018		
	<b>Estimate the number and type of families that will benefit from the proposed activities</b>	City of Colton - Approximately 2,600		
	<b>Location Description</b>	Wilson and San Salvador Street near Lincoln Elementary School		
	<b>Planned Activities</b>	Construction project by the City of Colton to install sidewalks, curbs, gutters, ADA ramps and driveways at Wilson, San Salvador and Lincoln Elementary Schools and their surrounding residential areas. 3400 residents will benefit from sidewalk improvements.		
	<b>Contingency</b>	Funding is subject to change based on final HUD allocation.		

14	<b>County Log #</b>	COLT17-036		
	<b>Project Name</b>	Colton - East H & East G Streets Improvement Project		
	<b>Target Area</b>	City of Colton		
	<b>Goals Supported</b>	Acquire/Construct/Rehabilitate Public Facilities		
	<b>Needs Addressed</b>	Increase the Capacity of Public Services for Low- Income and Special Needs Populations		
	<b>Funding</b>	<b>Prior Year:</b> \$0	<b>Current Year (FY 2017/18):</b> \$96,440	<b>Total:</b> \$96,440
	<b>Description</b>	Construction - Reconstruction of East H & East G Streets, including sidewalk, curb and gutter, handicap ramps and driveway approaches from Mt. Vernon Avenue east to each terminus within the Colton low/mod target area.		
	<b>Target Date</b>	6/30/2018		
	<b>Estimate the number and type of families that will benefit from the proposed activities</b>	City of Colton Residents – Approximately 1,895		
	<b>Location Description</b>	Intersection of East H & East G Streets in the City of Colton		
	<b>Planned Activities</b>	Construction - Reconstruction of East H & East G Streets, including sidewalk, curb and gutter, handicap ramps and driveway approaches from Mt. Vernon Avenue east to each terminus within the Colton low/mod target area. A local park and community center is located in the immediate area therefore, 1895 residents in the local area, 1610 of which are low/mod income will benefit from the infrastructure improvements.		
	<b>Contingency</b>	Funding is subject to change based on final HUD allocation.		

15

County Log #	COLT17-037		
Project Name	Colton - East E Street Improvement Project		
Target Area	City of Colton		
Goals Supported	Acquire/Construct/Rehabilitate Public Facilities		
Needs Addressed	Increase the Capacity of Public Services for Low- Income and Special Needs Populations		
Funding	Prior Year:	Current Year (FY 2017/18):	Total:
	\$0	\$56,518	\$56,518
Description	Construction - Reconstruction of East E Street, including sidewalk, curb and gutter, handicap ramps and driveway approaches from Mt. Vernon Avenue east to the cul-de-sac within the Colton low/mod target area.		
Target Date	6/30/2018		
Estimate the number and type of families that will benefit from the proposed activities	City of Colton Residents – Approximately 1,895		
Location Description	East E Street and Mt. Vernon Avenue		
Planned Activities	Construction - Reconstruction of East E Street, including sidewalk, curb and gutter, handicap ramps and driveway approaches from Mt. Vernon Avenue east to the cul-de-sac within the Colton low/mod target area. A local park is located across Mt. Vernon therefore, 1895 residents in the local area, 1610 of which are low/mod income will benefit from the infrastructure improvements.		
Contingency	Funding is subject to change based on final HUD allocation.		

16	<b>County Log #</b>	COLT17-038		
	<b>Project Name</b>	Colton- Laurel Ave. Sidewalk Improvements		
	<b>Target Area</b>	City of Colton		
	<b>Goals Supported</b>	Acquire/Construct/Rehabilitate Public Facilities		
	<b>Needs Addressed</b>	Increase the Capacity of Public Services for Low- Income and Special Needs Populations		
	<b>Funding</b>	<b>Prior Year:</b> \$0	<b>Current Year (FY 2017/18):</b> \$74,095	<b>Total:</b> \$74,095
	<b>Description</b>	Installation of missing sidewalks, curbs, gutters, ADA ramps, and driveway approach cutouts on Laurel Ave.		
	<b>Target Date</b>	6/30/2018		
	<b>Estimate the number and type of families that will benefit from the proposed activities</b>	City of Colton Residents – Approximately 545		
	<b>Location Description</b>	City of Colton on Laurel Avenue		
	<b>Planned Activities</b>	Construction project by the City of Colton to install sidewalks, curbs, gutters, ADA ramps and driveways at Laurel Ave. 545 residents will benefit from sidewalk improvements.		
	<b>Contingency</b>	Funding is subject to change based on final HUD allocation.		

17	<b>County Log #</b>	COLT17-040						
	<b>Project Name</b>	Colton - Provision of a Healthy Life Style						
	<b>Target Area</b>	City of Colton						
	<b>Goals Supported</b>	Address Public Service Needs of Low-Income and Special Needs Populations						
	<b>Needs Addressed</b>	Increase the Capacity of Public Services for Low- Income and Special Needs Populations						
	<b>Funding</b>	<table> <tr> <td><b>Prior Year:</b></td><td><b>Current Year (FY 2017/18):</b></td><td><b>Total:</b></td></tr> <tr> <td>\$0</td><td>\$12,327</td><td>\$12,327</td></tr> </table>	<b>Prior Year:</b>	<b>Current Year (FY 2017/18):</b>	<b>Total:</b>	\$0	\$12,327	\$12,327
<b>Prior Year:</b>	<b>Current Year (FY 2017/18):</b>	<b>Total:</b>						
\$0	\$12,327	\$12,327						
	<b>Description</b>	City of Colton will provide approximately 200 low- to moderate-income, youth, seniors, and families of the Colton and surrounding area to improved access to quality of life programs through events and activities that promote fitness, good nutrition, and exercise.						
	<b>Target Date</b>	6/30/2018						
	<b>Estimate the number and type of families that will benefit from the proposed activities</b>	City of Colton Residents – Approximately 200						
	<b>Location Description</b>	670 Colton Avenue, Colton, CA 92324						
	<b>Planned Activities</b>	Provide opportunities for low- to moderate-income, youth, seniors, and families to improve quality of life through events and activities that promote fitness, good nutrition, and exercise.						
	<b>Contingency</b>	Funding is subject to change based on final HUD allocation.						

18	<b>County Log #</b>	COLT17-041		
	<b>Project Name</b>	Colton - Library Adult Literacy and Youth Homework Assistance		
	<b>Target Area</b>	City of Colton		
	<b>Goals Supported</b>	Address Public Service Needs of Low-Income and Special Needs Populations		
	<b>Needs Addressed</b>	Increase the Capacity of Public Services for Low- Income and Special Needs Populations		
	<b>Funding</b>	<b>Prior Year:</b> \$0	<b>Current Year (FY 2017/18):</b> \$24,000	<b>Total:</b> \$24,000
	<b>Description</b>	Public Service- Educational and tutoring services to persons who are low- to moderate-income.		
	<b>Target Date</b>	6/30/2018		
	<b>Estimate the number and type of families that will benefit from the proposed activities</b>	City of Colton Residents – Approximately 180		
	<b>Location Description</b>	380 North La Cadena Drive, Colton, CA 92324		
	<b>Planned Activities</b>	Facilitate the Advance to Literacy Adult basic literacy program and after school Homework Assistance program for low- to moderate-income residents of the Colton and surrounding area.		
	<b>Contingency</b>	Funding is subject to change based on final HUD allocation.		

19	<b>County Log #</b>	COLT17-042						
	<b>Project Name</b>	Colton- Mobile Access to Technology Program						
	<b>Target Area</b>	City of Colton						
	<b>Goals Supported</b>	Address Public Service Needs of Low-Income and Special Needs Populations						
	<b>Needs Addressed</b>	Increase the Capacity of Public Services for Low- Income and Special Needs Populations						
	<b>Funding</b>	<table> <tr> <td><b>Prior Year:</b></td><td><b>Current Year (FY 2017/18):</b></td><td><b>Total:</b></td></tr> <tr> <td>\$0</td><td>\$13,000</td><td>\$13,000</td></tr> </table>	<b>Prior Year:</b>	<b>Current Year (FY 2017/18):</b>	<b>Total:</b>	\$0	\$13,000	\$13,000
<b>Prior Year:</b>	<b>Current Year (FY 2017/18):</b>	<b>Total:</b>						
\$0	\$13,000	\$13,000						
	<b>Description</b>	City of Colton will provide approximately 100 low- to moderate-income residents of the Colton and surrounding area with access to a computer and information literacy lab which will provide computer and Internet service throughout the area.						
	<b>Target Date</b>	6/30/2018						
	<b>Estimate the number and type of families that will benefit from the proposed activities</b>	City of Colton Residents – Approximately 105						
	<b>Location Description</b>	380 North La Cadena Drive, Colton, CA 92324						
	<b>Planned Activities</b>	Facilitate a mobile computer and information literacy lab for low- to moderate-income residents of the Colton and surrounding area.						
	<b>Contingency</b>	Funding is subject to change based on final HUD allocation.						



20

County Log #	COLT17-043		
Project Name	Colton -After School Programs at the Colton Art Thompson Teen Center		
Target Area	City of Colton		
Goals Supported	Address Public Service Needs of Low-Income and Special Needs Populations		
Needs Addressed	Increase the Capacity of Public Services for Low- Income and Special Needs Populations		
Funding	Prior Year: \$0	Current Year (FY 2017/18): \$13,000	Total: \$13,000
Description	Public Service -City of Colton will provide approximately 200 low- to moderate-income youth of the Colton and surrounding area with an after school program which includes: tutoring, access to computers, youth empowerment, and other recreational activities.		
Target Date	6/30/2018		
Estimate the number and type of families that will benefit from the proposed activities	City of Colton Residents – Approximately 200		
Location Description	Mt. Vernon and E Street		
Planned Activities	Public Service -Administer after school programs for Colton low-mod youth at the Thompson Teen Center.		
Contingency	Funding is subject to change based on final HUD allocation.		

21

<b>County Log #</b>	GRAN17-018		
<b>Project Name</b>	Grand Terrace- Literacy Education Services-Grand Terrace Branch Library		
<b>Target Area</b>	City of Grand Terrace		
<b>Goals Supported</b>	Address Public Service Needs of Low-Income and Special Needs Populations		
<b>Needs Addressed</b>	Increase the Capacity of Public Services for Low- Income and Special Needs Populations		
<b>Funding</b>	<b>Prior Year:</b> \$0	<b>Current Year (FY 2017/18):</b> \$10,000	<b>Total:</b> \$10,000
<b>Description</b>	Public Service -The San Bernardino County Library will provide targeted literacy services to approximately 240 low-income seniors and illiterate adults and senior residents in Grand Terrace.		
<b>Target Date</b>	6/30/2018		
<b>Estimate the number and type of families that will benefit from the proposed activities</b>	City of Grand Terrace Residents – Approximately 240		
<b>Location Description</b>	22795 Barton Road, Grand Terrace, CA 92313		
<b>Planned Activities</b>	Public Service -The San Bernardino County Library, Grand Terrace Branch will provide targeted literacy services to low-income seniors and illiterate adults.		
<b>Contingency</b>	Funding is subject to change based on final HUD allocation.		

<b>22*</b>	<b>County Log #</b>	MULTI17-050						
	<b>Project Name</b>	Grand Terrace- Family Service Association Senior Nutrition Program						
	<b>Target Area</b>	City of Grand Terrace						
	<b>Goals Supported</b>	Address Public Service Needs of Low-Income and Special Needs Populations						
	<b>Needs Addressed</b>	Increase the Capacity of Public Services for Low- Income and Special Needs Populations						
	<b>Funding</b>	<table> <tr> <td><b>Prior Year:</b></td><td><b>Current Year (FY 2017/18):</b></td><td><b>Total:</b></td></tr> <tr> <td>\$0</td><td>\$10,000</td><td>\$10,000</td></tr> </table>	<b>Prior Year:</b>	<b>Current Year (FY 2017/18):</b>	<b>Total:</b>	\$0	\$10,000	\$10,000
<b>Prior Year:</b>	<b>Current Year (FY 2017/18):</b>	<b>Total:</b>						
\$0	\$10,000	\$10,000						
	<b>Description</b>	Family Service Association will provide nutritionally balanced senior nutrition meals to 130 senior citizens residing in the cities of Colton, Grand Terrace, Loma Linda, Redlands, Twenty-nine Palms, Yucaipa and Town of Yucca Valley.						
	<b>Target Date</b>	6/30/2018						
	<b>Estimate the number and type of families that will benefit from the proposed activities</b>	City of Grand Terrace Residents – Approximately 130						
	<b>Location Description</b>	Area within Grand Terrace CDBG target area						
	<b>Planned Activities</b>	Family Service Association will provide meals to elderly who are at risk due to poverty, isolation and a lack of resources to help them with issues due to aging.						
	<b>Contingency</b>	Funding is subject to change based on final HUD allocation.						

23

County Log #	MULT17-029		
Project Name	Grand Terrace: Senior Center Services		
Target Area	City of Grand Terrace		
Goals Supported	Address Public Service Needs of Low-Income and Special Needs Populations		
Needs Addressed	Increase the Capacity of Public Services for Low- Income and Special Needs Populations		
Funding	Prior Year: \$0	Current Year (FY 2017/18): \$25,000	Total: \$25,000
Description	Public Service - CDBG Funds will be utilized to fund a senior services coordinator to be employed by the City of Grand Terrace.		
Target Date	6/30/2018		
Estimate the number and type of families that will benefit from the proposed activities	City of Grand Terrace Residents – Approximately 150		
Location Description	22795 Barton Road Grand Terrace, CA 92313		
Planned Activities	City of Grand Terrace will provide, through the Grand Terrace Senior Center, utilizing CDBG funds, a senior services coordinator to be employed by the City of Grand Terrace.		
Contingency	Funding is subject to change based on final HUD allocation.		

24	<b>County Log #</b>	GRAN17-062						
	<b>Project Name</b>	Grand Terrace- Code Enforcement in Grand Terrace Target Area						
	<b>Target Area</b>	City of Grand Terrace						
	<b>Goals Supported</b>	Address Code Enforcement/Demolition/Clearance Needs of Low-Income Areas						
	<b>Needs Addressed</b>	Increase the Capacity of Code Enforcement, Demolition and Clearance Activities to Ensure that Low-Income Deteriorated or Deteriorating Areas Are Being Made Safe for the General Public						
	<b>Funding</b>	<table> <tr> <td><b>Prior Year:</b></td><td><b>Current Year (FY 2017/18):</b></td><td><b>Total:</b></td></tr> <tr> <td>\$10,000</td><td>\$1,537</td><td>\$11,537</td></tr> </table>	<b>Prior Year:</b>	<b>Current Year (FY 2017/18):</b>	<b>Total:</b>	\$10,000	\$1,537	\$11,537
<b>Prior Year:</b>	<b>Current Year (FY 2017/18):</b>	<b>Total:</b>						
\$10,000	\$1,537	\$11,537						
	<b>Description</b>	Enhanced code enforcement activities in CDBG census tract and block group to reduce and eliminate slum and blight in a deteriorating area.						
	<b>Target Date</b>	6/30/2018						
	<b>Estimate the number and type of families that will benefit from the proposed activities</b>	City of Grand Terrace Residents – Approximately 790						
	<b>Location Description</b>	Areas within CDBG target area						
	<b>Planned Activities</b>	Enhanced code enforcement activities in CDBG census tract area to reduce and eliminate blight.						
	<b>Contingency</b>	Funding is subject to change based on final HUD allocation.						

25	<b>County Log #</b>	HIGH17-002		
	<b>Project Name</b>	Highland - Street Improvements to CDBG Target Areas		
	<b>Target Area</b>	City of Highland		
	<b>Goals Supported</b>	Acquire/Construct/Rehabilitate Public Infrastructure		
	<b>Needs Addressed</b>	Increase the Capacity of Public Infrastructure to Serve Low-Income and Special Needs Populations		
	<b>Funding</b>	<b>Prior Year:</b> \$0	<b>Current Year (FY 2017/18):</b> \$189,308	<b>Total:</b> \$189,308
	<b>Description</b>	This project consists of the reconstruction of various streets in the City's CDBG Target Area.		
	<b>Target Date</b>	6/30/2018		
	<b>Estimate the number and type of families that will benefit from the proposed activities</b>	City of Highland Youth – Approximately 9,035		
	<b>Location Description</b>	City of Highland - CDBG Target Areas		
	<b>Planned Activities</b>	The City of Highland will provide street improvements to various CDBG areas.		
	<b>Contingency</b>	Funding is subject to change based on final HUD allocation.		

26

County Log #	HIGH17-003		
Project Name	Highland - Neighborhood Revitalization - Code Enforcement		
Target Area	City of Highland		
Goals Supported	Address Code Enforcement/Demolition/Clearance Needs of Low-Income Areas		
Needs Addressed	Increase the Capacity of Code Enforcement, Demolition and Clearance Activities to Ensure that Low-Income Deteriorated or Deteriorating Areas Are Being Made Safe for the General Public		
Funding	Prior Year:	Current Year (FY 2017/18):	Total:
	\$0	\$123,997	\$123,997
Description	Enhanced Code Enforcement activities and neighborhood revitalization in targeted areas.		
Target Date	6/30/2018		
Estimate the number and type of families that will benefit from the proposed activities	City of Highland Youth – Approximately 27,225		
Location Description	Areas within Highland's CDBG Target Area		
Planned Activities	CDBG funds will be used to pay for City staff time for providing enhanced Code Enforcement activities in the City of Highland target areas. 27,225 persons will benefit from increased code enforcement activities therefore eliminating or preventing targeted areas from blighting influences.		
Contingency	Funding is subject to change based on final HUD allocation.		

27	<b>County Log #</b>	HIGH17-006						
	<b>Project Name</b>	Highland- Youth Recreation Services – Central Little League						
	<b>Target Area</b>	City of Highland						
	<b>Goals Supported</b>	Address Public Service Needs of Low-Income and Special Needs Populations						
	<b>Needs Addressed</b>	Increase the Capacity of Public Services for Low- Income and Special Needs Populations						
	<b>Funding</b>	<table> <tr> <td><b>Prior Year:</b></td><td><b>Current Year (FY 2017/18):</b></td><td><b>Total:</b></td></tr> <tr> <td>\$0</td><td>\$11,000</td><td>\$11,000</td></tr> </table>	<b>Prior Year:</b>	<b>Current Year (FY 2017/18):</b>	<b>Total:</b>	\$0	\$11,000	\$11,000
<b>Prior Year:</b>	<b>Current Year (FY 2017/18):</b>	<b>Total:</b>						
\$0	\$11,000	\$11,000						
	<b>Description</b>	Public Service- Central Little League operates a baseball league for the benefit of the youths in the area. CDBG funds will be used to pay for registration costs associated with operating a little league for youths who are from low/moderate income households. About 250 children from low- to moderate-income families will be able to participate in little league baseball and receive the benefits of feeling a part of a team and help learn respect, patience and loyalty.						
	<b>Target Date</b>	6/30/2018						
	<b>Estimate the number and type of families that will benefit from the proposed activities</b>	City of Highland Residents – Approximately 250						
	<b>Location Description</b>	Central Avenue and Hibiscus at the Highland Community Park						
	<b>Planned Activities</b>	Public Service- CDBG funds will be used to pay for registration costs associated with youths playing baseball at Central Little League.						
	<b>Contingency</b>	Funding is subject to change based on final HUD allocation.						



28

<b>County Log #</b>	HIGH17-019		
<b>Project Name</b>	Highland Library- Literacy Education Services		
<b>Target Area</b>	City of Highland		
<b>Goals Supported</b>	Address Public Service Needs of Low-Income and Special Needs Populations		
<b>Needs Addressed</b>	Increase the Capacity of Public Services for Low- Income and Special Needs Populations		
<b>Funding</b>	<b>Prior Year:</b> \$0	<b>Current Year (FY 2017/18):</b> \$9,000	<b>Total:</b> \$9,000
<b>Description</b>	Public service - The San Bernardino County Library will provide literacy training to 36 low- and moderate-income adults that reside within the City of Highland.		
<b>Target Date</b>	6/30/2018		
<b>Estimate the number and type of families that will benefit from the proposed activities</b>	City of Highland Residents – Approximately 360		
<b>Location Description</b>	7863 Central Avenue, Highland, CA 92346		
<b>Planned Activities</b>	Public Service- Provide literacy programs to low- and moderate-income adults in the City of Highland.		
<b>Contingency</b>	Funding is subject to change based on final HUD allocation.		

29

County Log #	HIGH17-058		
Project Name	Highland- Highland Family YMCA Services		
Target Area	City of Highland		
Goals Supported	Address Public Service Needs of Low-Income and Special Needs Populations		
Needs Addressed	Increase the Capacity of Public Services for Low- Income and Special Needs Populations		
Funding	Prior Year: \$0	Current Year (FY 2017/18): \$11,289	Total: \$11,289
Description	Public Service- The City of Highland, through Highland Family YMCA, will utilize CDBG funds for youth services, senior services, and services to handicapped persons who are low- to mod-income families/person. Approximately 120 families will benefit from having increased recreational activities and other health related services thereby improving their quality of life.		
Target Date	6/30/2018		
Estimate the number and type of families that will benefit from the proposed activities	City of Highland Residents – Approximately 120		
Location Description	Corner of Central Avenue and Hibiscus		
Planned Activities	Public Service- CDBG funds will be used to provide financial assistance to low/moderate income families enabling them to attend outreach/youth recreation and family fitness programs.		
Contingency	Funding is subject to change based on final HUD allocation.		

30

County Log #	HIGH17-014		
Project Name	Highland- Highland Senior Center Services and Programs		
Target Area	City of Highland		
Goals Supported	Address Public Service Needs of Low-Income and Special Needs Populations		
Needs Addressed	Increase the Capacity of Public Services for Low- Income and Special Needs Populations		
Funding	Prior Year:	Current Year (FY 2017/18):	Total:
	\$0	\$24,000	\$24,000
Description	Public Service- CDBG funds will be used to pay for expenses related to offering a variety of health, wellness and educational programs/services for the benefit of senior citizens.		
Target Date	6/30/2018		
Estimate the number and type of families that will benefit from the proposed activities	City of Highland Senior Residents – Approximately 1800		
Location Description	3102 Highland Ave., Highland, CA 92346		
Planned Activities	Public Service - The City of Highland, through Highland Senior Center, will utilize CDBG funds to pay for expense related to the costs associated with providing for a variety of health, wellness, recreational and other related senior services to local senior citizens thereby improving their quality of life.		
Contingency	Funding is subject to change based on final HUD allocation.		

31

<b>County Log #</b>	LOMA17-001		
<b>Project Name</b>	Loma Linda - Install New Waterlines and Reconstruct Streets along portions of San Marcos, San Lucas, San Juan and Barton Frontage Road		
<b>Target Area</b>	City of Loma Linda		
<b>Goals Supported</b>	Acquire/Construct/Rehabilitate Public Facilities		
<b>Needs Addressed</b>	Increase the Capacity of Public Facilities to Serve Low -Income and Special Needs Populations		
<b>Funding</b>	<b>Prior Year:</b> \$0	<b>Current Year (FY 2017/18):</b> \$94,940	<b>Total:</b> \$94,940
<b>Description</b>	Construction - Installation of new waterlines and reconstruction of streets along portions of San Marcos, San Lucas, San Juan and Barton Frontage Road - Target Area Loma Linda		
<b>Target Date</b>	6/30/2018		
<b>Estimate the number and type of families that will benefit from the proposed activities</b>	City of Highland Residents – Approximately 1,795		
<b>Location Description</b>	Streets along portions of San Marcos, San Lucas, San Juan and Barton Frontage Road		
<b>Planned Activities</b>	The improvements will consist of the installation of new waterlines and reconstruction of streets along portions of San Marcos, San Lucas, San Juan and Barton Frontage Road - Target Area Loma Linda.		
<b>Contingency</b>	Funding is subject to change based on final HUD allocation.		

<b>32</b>	<b>County Log #</b>	LOMA17-020						
	<b>Project Name</b>	Loma Linda Library-Literacy Education Services						
	<b>Target Area</b>	City of Loma Linda						
	<b>Goals Supported</b>	Address Public Service Needs of Low-Income and Special Needs Populations						
	<b>Needs Addressed</b>	Increase the Capacity of Public Services for Low- Income and Special Needs Populations						
	<b>Funding</b>	<table> <tr> <td><b>Prior Year:</b></td><td><b>Current Year (FY 2017/18):</b></td><td><b>Total:</b></td></tr> <tr> <td>\$0</td><td>\$10,000</td><td>\$10,000</td></tr> </table>	<b>Prior Year:</b>	<b>Current Year (FY 2017/18):</b>	<b>Total:</b>	\$0	\$10,000	\$10,000
<b>Prior Year:</b>	<b>Current Year (FY 2017/18):</b>	<b>Total:</b>						
\$0	\$10,000	\$10,000						
	<b>Description</b>	Public Service- The San Bernardino County Library will provide literacy services to approximately 36 low- and moderate-income clients in the City Loma Linda and surrounding area.						
	<b>Target Date</b>	6/30/2018						
	<b>Estimate the number and type of families that will benefit from the proposed activities</b>	City of Loma Linda Residents – Approximately 36						
	<b>Location Description</b>	Loma Linda Branch Library - 25581 Barton Road, Loma Linda, CA 92354						
	<b>Planned Activities</b>	Public Service- Provide literacy programs to low-income residents in the City of Loma Linda.						
	<b>Contingency</b>	Funding is subject to change based on final HUD allocation.						

<b>22*</b>	<b>County Log #</b>	MULT16-050						
	<b>Project Name</b>	Loma Linda- Family Service Association Senior Nutrition Program						
	<b>Target Area</b>	City of Loma Linda						
	<b>Goals Supported</b>	Address Public Service Needs of Low-Income and Special Needs Populations						
	<b>Needs Addressed</b>	Increase the Capacity of Public Services for Low- Income and Special Needs Populations						
	<b>Funding</b>	<table> <tr> <td><b>Prior Year:</b></td><td><b>Current Year (FY 2017/18):</b></td><td><b>Total:</b></td></tr> <tr> <td>\$0</td><td>\$10,000</td><td>\$10,000</td></tr> </table>	<b>Prior Year:</b>	<b>Current Year (FY 2017/18):</b>	<b>Total:</b>	\$0	\$10,000	\$10,000
<b>Prior Year:</b>	<b>Current Year (FY 2017/18):</b>	<b>Total:</b>						
\$0	\$10,000	\$10,000						
	<b>Description</b>	Family Service Association will provide nutritionally balanced senior nutrition meals to 400 senior citizens residing in the City of Loma Linda.						
	<b>Target Date</b>	6/30/2018						
	<b>Estimate the number and type of families that will benefit from the proposed activities</b>	City of Loma Linda Residents – Approximately 400						
	<b>Location Description</b>	Areas within Loma Linda CDBG Target Area						
	<b>Planned Activities</b>	Family Service Association will provide meals to elderly who are at risk due to poverty, isolation and a lack of resources to help them with issues due to aging.						
	<b>Contingency</b>	Funding is subject to change based on final HUD allocation.						

<b>33*</b>	<b>County Log #</b>	MULT17-055						
	<b>Project Name</b>	Loma Linda- Inland Temporary Homes Services						
	<b>Target Area</b>	City of Loma Linda						
	<b>Goals Supported</b>	Address Public Service Needs of Low-Income and Special Needs Populations						
	<b>Needs Addressed</b>	Increase the Capacity of Public Services for Low- Income and Special Needs Populations						
	<b>Funding</b>	<table> <tr> <td><b>Prior Year:</b></td><td><b>Current Year (FY 2017/18):</b></td><td><b>Total:</b></td></tr> <tr> <td>\$0</td><td>\$10,000</td><td>\$10,000</td></tr> </table>	<b>Prior Year:</b>	<b>Current Year (FY 2017/18):</b>	<b>Total:</b>	\$0	\$10,000	\$10,000
<b>Prior Year:</b>	<b>Current Year (FY 2017/18):</b>	<b>Total:</b>						
\$0	\$10,000	\$10,000						
	<b>Description</b>	Public Service- Inland Temporary Homes will contract with the City of Loma Linda to provide shelter, transitional housing, mental care and case management to 30 homeless families from the city of Loma Linda.						
	<b>Target Date</b>	6/30/2018						
	<b>Estimate the number and type of families that will benefit from the proposed activities</b>	City of Loma Linda Residents – Approximately 30						
	<b>Location Description</b>	26300 Mission Road, Loma Linda, CA 92354						
	<b>Planned Activities</b>	Public Service- Provide various transitional housing services to help people who are homeless or at-risk of becoming homeless- Inland Temporary Homes.						
	<b>Contingency</b>	Funding is subject to change based on final HUD allocation.						

34

County Log #	MONT17-073		
Project Name	Montclair - Greenwood Avenue Alley Project		
Target Area	City of Montclair		
Goals Supported	Acquire/Construct/Rehabilitate Public Infrastructure		
Needs Addressed	Increase the Capacity of Public Infrastructure to Serve Low-Income and Special Needs Populations		
Funding	Prior Year:	Current Year (FY 2017/18):	Total:
	\$0	\$105,000	\$105,000
Description	Construction - Reconstruction of the north-south alley located between Greenwood Avenue and Monte Vista Avenue, north of Kingsley Street and south of Flora Street within the Montclair low/mod target area.		
Target Date	6/30/2018		
Estimate the number and type of families that will benefit from the proposed activities	City of Loma Linda Residents – Approximately 1,175		
Location Description	Between Greenwood Avenue and Monte Vista Avenue, north of Kingsley Street and south of Flora Street within the Montclair low/mod target area.		
Planned Activities	Construction - Reconstruction of the north-south alley located between Greenwood Avenue and Monte Vista Avenue, north of Kingsley Street and south of Flora Street within the Montclair low/mod target area. 1175 residents, 645 of which are low/mod income will benefit from the infrastructure improvements.		
Contingency	Funding is subject to change based on final HUD allocation.		



35

County Log #	MONT17-074		
Project Name	Montclair- Graffiti Abatement in Montclair Target Areas		
Target Area	City of Montclair		
Goals Supported	Address Public Service Needs of Low-Income and Special Needs Populations		
Needs Addressed	Increase the Capacity of Public Services for Low- Income and Special Needs Populations		
Funding	Prior Year:	Current Year (FY 2017/18):	Total:
	\$0	\$28,000	\$28,000
Description	Public Service- The City of Montclair provides graffiti abatement throughout the Montclair CDBG target area through the use of City Personnel, equipment and supplies. This recurring form of urban blight degrades the City and the region unless it is promptly and vigorously abated. 39,500 residents and owners of residential and commercial property benefit by the continuation of this program.		
Target Date	6/30/2018		
Estimate the number and type of families that will benefit from the proposed activities	City of Montclair Residents – Approximately 39,500 total residents with 5,323 low-mod-income households.		
Location Description	Street, alleys, and public places within the Montclair CDBG target area.		
Planned Activities	Public Service- Graffiti abatement performed by City of Montclair crews within the CDBG target area. Graffiti is generally abated by painting, power washing or sandblasting		
Contingency	Funding is subject to change based on final HUD allocation.		

36

County Log #	MONT17-075		
Project Name	Montclair - Code Compliance Officers		
Target Area	City of Montclair		
Goals Supported	Address Code Enforcement/Demolition/Clearance Needs of Low-Income Areas		
Needs Addressed	Increase the Capacity of Code Enforcement, Demolition and Clearance Activities to Ensure that Low-Income Deteriorated or Deteriorating Areas Are Being Made Safe for the General Public.		
Funding	Prior Year:	Current Year (FY 2017/18):	Total:
	\$0	\$30,000	\$30,000
Description	CDBG funds will be used to provide code compliance officers to focus in low to moderate areas within the City of Montclair.		
Target Date	6/30/2018		
Estimate the number and type of families that will benefit from the proposed activities	City of Montclair Residents - Approximately 18,050 low and moderate income residents		
Location Description	CDBG Target Areas		
Planned Activities	CDBG funds will be used to pay for code compliance officer(s) to provide enhanced code enforcement activities, including inspections and monitoring, in low/mod income residential areas in the City of Montclair. 18,050 residents, of which 11,265 are low/mod income, will benefit from increased access to code enforcement activities.		
Contingency	Funding is subject to change based on final HUD allocation.		

37

County Log #	MONT17-076		
Project Name	Montclair- Golden Express Transportation Services for Seniors		
Target Area	City of Montclair		
Goals Supported	Address Public Service Needs of Low-Income and Special Needs Populations		
Needs Addressed	Increase the Capacity of Public Services for Low- Income and Special Needs Populations		
Funding	Prior Year: \$0	Current Year (FY 2017/18): \$10,947	Total: \$10,947
Description	City of Montclair will provide curb-to-curb transportation services for senior citizens age 60 and older who are Montclair residents. 125 seniors will have increased access to senior transportation services.		
Target Date	6/30/2018		
Estimate the number and type of families that will benefit from the proposed activities	City of Montclair Residents – Approximately 125		
Location Description	511 Benito Street, Montclair, CA 91763		
Planned Activities	Provision by the City of Montclair of senior citizen transportation services for seniors age 60+ who reside in the City of Montclair.		
Contingency	Funding is subject to change based on final HUD allocation.		

38

County Log #	MONT17-077		
Project Name	Montclair-Reeder House Electrical and Plumbing Upgrades		
Target Area	City of Montclair		
Goals Supported	Acquire/Construct/Rehabilitate Public Facilities		
Needs Addressed	Increase the Capacity of Public Facilities to Serve Low -Income and Special Needs Populations		
Funding	Prior Year: \$0	Current Year (FY 2017/18): \$85,697	Total: \$85,697
Description	Historic Preservation of Reeder House, located in the City of Montclair, renovation including electrical and plumbing upgrades to bring the structures in compliance with California building code.		
Target Date	6/30/2018		
Estimate the number and type of families that will benefit from the proposed activities	City of Montclair Residents – Approximately 38,686		
Location Description	4405 Holt Boulevard, Montclair, CA 91763		
Planned Activities	Construction, by the City of Montclair, of Historic Preservation Improvements to the Reeder House Foundation Museum including electrical and plumbing for the purpose of holding educational tours. This will benefit the 38,686 residents of the City of Montclair.		
Contingency	Funding is subject to change based on final HUD allocation.		

39

County Log #	NEED17-071		
Project Name	Needles - Senior Citizen's Transportation Services		
Target Area	City of Needles		
Goals Supported	Address Public Service Needs of Low-Income and Special Needs Populations		
Needs Addressed	Increase the Capacity of Public Services for Low- Income and Special Needs Populations		
Funding	Prior Year:	Current Year (FY 2017/18):	Total:
	\$0	\$7,900	\$7,900
Description	Public Service- The City of Needles Dial-A-Ride Demand Response Transit program will provide non-emergency medical transportation to 175 handicapped and elderly citizens that reside in the City of Needles.		
Target Date	6/30/2018		
Estimate the number and type of families that will benefit from the proposed activities	City of Needles Residents – Approximately 175		
Location Description	Needles Regional Senior Center - 1699 Bailey Avenue, Needles CA 92363		
Planned Activities	Public Service- CDBG funds will pay for expense associated with provide transportation services to qualified handicapped and senior citizens.		
Contingency	Funding is subject to change based on final HUD allocation.		

40

<b>County Log #</b>	NEED17-072		
<b>Project Name</b>	Needles - Various Renovation Improvements to the Needles Gym		
<b>Target Area</b>	City of Needles		
<b>Goals Supported</b>	Acquire/Construct/Rehabilitate Public Facilities		
<b>Needs Addressed</b>	Increase the Capacity of Public Facilities to Serve Low -Income and Special Needs Populations		
<b>Funding</b>	<b>Prior Year:</b> \$0	<b>Current Year (FY 2017/18):</b> \$23,385	<b>Total:</b> \$23,385
<b>Description</b>	Various renovation improvements to the Needles Gym, such as flooring and electrical improvements.		
<b>Target Date</b>	6/30/2018		
<b>Estimate the number and type of families that will benefit from the proposed activities</b>	City of Needles Residents- 4,942		
<b>Location Description</b>	City of Needles Gym		
<b>Planned Activities</b>	This project consists of various renovation improvements to the Needles Gym that will be done in phases. These Improvements include new flooring, electrical upgrades, and improvements to the interior/exterior walls.		
<b>Contingency</b>	Funding is subject to change based on final HUD allocation.		

41

County Log #	REDL17-025		
Project Name	Redlands - Infrastructure Improvements - Alta to Church; Colton to Lugonia		
Target Area	City of Redlands		
Goals Supported	Acquire/Construct/Rehabilitate Public Infrastructure		
Needs Addressed	Increase the Capacity of Public Infrastructure to Serve Low-Income and Special Needs Populations		
Funding	Prior Year:	Current Year (FY 2017/18):	Total:
	\$0	\$293,191	\$293,191
Description	Project consists of reconstruction of existing alleys and sewers within the low-and moderate - income target areas. Primary focus will be bounded by Alta Street to Church Street and from Colton Avenue to Lugonia Avenue.		
Target Date	6/30/2018		
Estimate the number and type of families that will benefit from the proposed activities	City of Redlands Residents – Approximately 4515		
Location Description	Alta Street to Church Street and from Colton Avenue to Lugonia Avenue.		
Planned Activities	Project consists of reconstruction of existing alleys and sewers within the low-and moderate-income target areas. Primary focus will be bounded by Alta Street to Church Street and from Colton Avenue to Lugonia Avenue. 4515 residents, 3045 of which are low/mod income will benefit from the infrastructure improvements.		
Contingency	Funding is subject to change based on final HUD allocation.		

42\*

County Log #	MULT17-028		
Project Name	Redlands -Crisis Intervention and Counseling for Victims of Violent Crimes - San Bernardino Sexual Assault Services		
Target Area	City of Redlands		
Goals Supported	Address Public Service Needs of Low-Income and Special Needs Populations		
Needs Addressed	Increase the Capacity of Public Services for Low- Income and Special Needs Populations		
Funding	Prior Year:	Current Year (FY 2017/18):	Total:
	\$0	\$10,000	\$10,000
Description	San Bernardino Sexual Assault Services provides crisis intervention and community prevention education services to victims of sexual abuse and domestic violence.		
Target Date	6/30/2018		
Estimate the number and type of families that will benefit from the proposed activities	City of Redlands Residents – Approximately 760		
Location Description	Redlands Police Department: 30 Cajon Street, Redlands, CA 92373		
Planned Activities	Public Service -Crisis intervention to victims of sexual abuse and domestic violence.		
Contingency	Funding is subject to change based on final HUD allocation.		



43

County Log #	MULT17-031						
Project Name	Redlands- YMCA of the East Valley Legal Services-Redlands						
Target Area	City of Redlands						
Goals Supported	Address Public Service Needs of Low-Income and Special Needs Populations						
Needs Addressed	Increase the Capacity of Public Services for Low- Income and Special Needs Populations						
Funding	<table><tr><td>Prior Year:</td><td>Current Year (FY 2017/18):</td><td>Total:</td></tr><tr><td>\$0</td><td>\$10,000</td><td>\$10,000</td></tr></table>	Prior Year:	Current Year (FY 2017/18):	Total:	\$0	\$10,000	\$10,000
Prior Year:	Current Year (FY 2017/18):	Total:					
\$0	\$10,000	\$10,000					
Description	Public Service- The city of Redlands, through YMCA of East Valley, will utilize CDBG funds to pay for legal services to low/mod income households for the benefit of about 900 households who will receive affordable legal advice such as family law matters and landlord/tenant issues.						
Target Date	6/30/2018						
Estimate the number and type of families that will benefit from the proposed activities	City of Redlands Residents – Approximately 900						
Location Description	316 E. Olive Avenue, Suites A & B; Located at the corner of Olive Avenue and Citrus Avenue						
Planned Activities	Public Service- Provide various legal services to help low/moderate income families with the City of Redlands resolve their legal issues.						
Contingency	Funding is subject to change based on final HUD allocation.						

<b>44*</b>	<b>County Log #</b>	MULT17-032						
	<b>Project Name</b>	Redlands: Case Management Program - Family Service Association of Redlands						
	<b>Target Area</b>	City of Redlands						
	<b>Goals Supported</b>	Address Public Service Needs of Low-Income and Special Needs Populations						
	<b>Needs Addressed</b>	Increase the Capacity of Public Services for Low- Income and Special Needs Populations						
	<b>Funding</b>	<table> <tr> <td><b>Prior Year:</b></td><td><b>Current Year (FY 2017/18):</b></td><td><b>Total:</b></td></tr> <tr> <td>\$0</td><td>\$21,740</td><td>\$21,740</td></tr> </table>	<b>Prior Year:</b>	<b>Current Year (FY 2017/18):</b>	<b>Total:</b>	\$0	\$21,740	\$21,740
<b>Prior Year:</b>	<b>Current Year (FY 2017/18):</b>	<b>Total:</b>						
\$0	\$21,740	\$21,740						
	<b>Description</b>	Comprehensive service for low income, homeless and at-risk homeless families such as food and rental assistance						
	<b>Target Date</b>	6/30/2018						
	<b>Estimate the number and type of families that will benefit from the proposed activities</b>	City of Redlands Residents – Approximately 300						
	<b>Location Description</b>	612 Lawton Street. Cross Street - Stuart						
	<b>Planned Activities</b>	Comprehensive service for low income, homeless and at-risk homeless families such as food and rental assistance.						
	<b>Contingency</b>	Funding is subject to change based on final HUD allocation.						

<b>33*</b>	<b>County Log #</b>	MULT17-055						
	<b>Project Name</b>	Redlands- Inland Temporary Homes Services						
	<b>Target Area</b>	City of Redlands						
	<b>Goals Supported</b>	Address Public Service Needs of Low-Income and Special Needs Populations						
	<b>Needs Addressed</b>	Increase the Capacity of Public Services for Low- Income and Special Needs Populations						
	<b>Funding</b>	<table> <tr> <td><b>Prior Year:</b></td><td><b>Current Year (FY 2017/18):</b></td><td><b>Total:</b></td></tr> <tr> <td>\$0</td><td>\$10,000</td><td>\$10,000</td></tr> </table>	<b>Prior Year:</b>	<b>Current Year (FY 2017/18):</b>	<b>Total:</b>	\$0	\$10,000	\$10,000
<b>Prior Year:</b>	<b>Current Year (FY 2017/18):</b>	<b>Total:</b>						
\$0	\$10,000	\$10,000						
	<b>Description</b>	Public Service- Inland Temporary Homes will contract with the City of Redlands to provide shelter, transitional housing, mental care and case management to 30 homeless families from the city of Redlands.						
	<b>Target Date</b>	6/30/2018						
	<b>Estimate the number and type of families that will benefit from the proposed activities</b>	City of Redlands Residents – Approximately 30						
	<b>Location Description</b>	26300 Mission Road, Loma Linda, CA 92354						
	<b>Planned Activities</b>	Public Service- Provide various transitional housing services to help people who are homeless or at-risk of becoming homeless- Inland Temporary Homes.						
	<b>Contingency</b>	Funding is subject to change based on final HUD allocation.						

45

<b>County Log #</b>	TWEN17-030		
<b>Project Name</b>	Twentynine Palms- Renovations to Knotts Sky Park including Paving, Handicap Ramps, Curb, Gutter and Striping		
<b>Target Area</b>	City of Twentynine Palms		
<b>Goals Supported</b>	Acquire/Construct/Rehabilitate Public Facilities		
<b>Needs Addressed</b>	Increase the Capacity of Public Facilities to Serve Low -Income and Special Needs Populations		
<b>Funding</b>	<b>Prior Year:</b> \$0	<b>Current Year (FY 2017/18):</b> \$42,028	<b>Total:</b> \$42,028
<b>Description</b>	Construction by the City of Twentynine Palms will consist of ADA improvements at Knotts Sky Park, including but not limited to drinking fountains, sidewalks, parking and restrooms.		
<b>Target Date</b>	6/30/2018		
<b>Estimate the number and type of families that will benefit from the proposed activities</b>	City of Twentynine Palms Residents – Approximately 13,275		
<b>Location Description</b>	Knotts Sky Park		
<b>Planned Activities</b>	Construction by the City of Twentynine Palms will consist of ADA improvements at Knotts Sky Park, including but not limited to drinking fountains, sidewalks, parking and restrooms. 13275 residents, of which 7300 are low/mod income, will benefit from the community park improvements.		
<b>Contingency</b>	Funding is subject to change based on final HUD allocation.		

46

County Log #	TOWN17-011		
Project Name	Yucca Valley - Renovation to Paradise Park - Phase III		
Target Area	Town of Yucca Valley		
Goals Supported	Acquire/Construct/Rehabilitate Public Facilities		
Needs Addressed	Increase the Capacity of Public Facilities to Serve Low -Income and Special Needs Populations		
Funding	Prior Year: \$0	Current Year (FY 2017/18): \$80,173	Total: \$80,173
Description	The Town of Yucca Valley will provide construction management consisting of various improvements to Paradise Parks, which will provide improved access to the recreational opportunities to the residents. Approximately 6,830 persons will benefit from increased recreational activities.		
Target Date	6/30/2018		
Estimate the number and type of families that will benefit from the proposed activities	City of Redlands Residents – Approximately 2,870		
Location Description	58938 Barron Drive, Yucca Valley, CA 92284		
Planned Activities	Project consists of various renovations to Paradise Park in the Town of Yucca Valley.		
Contingency	Funding is subject to change based on final HUD allocation.		

47

County Log #	TOWN17-012		
Project Name	Yucca Valley - Code Enforcement		
Target Area	Town of Yucca Valley		
Goals Supported	Address Code Enforcement/Demolition/Clearance Needs of Low-Income Areas		
Needs Addressed	Increase the Capacity of Code Enforcement, Demolition and Clearance Activities to Ensure that Low-Income Deteriorated or Deteriorating Areas Are Being Made Safe for the General Public		
Funding	Prior Year:	Current Year (FY 2017/18):	Total:
	\$0	\$35,000	\$35,000
Description	Enhanced code enforcement activities in CDBG census tract and block group to reduce and eliminate slum and blight in a deteriorating area.		
Target Date	6/30/2018		
Estimate the number and type of families that will benefit from the proposed activities	Town of Yucca Valley Residents – Approximately 6,325		
Location Description	CDBG Target areas within the Town of Yucca of Valley		
Planned Activities	CDBG funds will be used to pay for city staff time for providing enhanced code enforcement activities in area the Town has designated as their targeted area whereby along with other Town resources will turn around the primarily residential area.		
Contingency	Funding is subject to change based on final HUD allocation.		

48

County Log #	YUCA17-022		
Project Name	Yucaipa - Library - Literacy Education		
Target Area	City of Yucaipa		
Goals Supported	Address Public Service Needs of Low-Income and Special Needs Populations		
Needs Addressed	Increase the Capacity of Public Services for Low- Income and Special Needs Populations		
Funding	Prior Year: \$0	Current Year (FY 2017/18): \$5,000	Total: \$5,000
Description	Facilitate the Advance to Literacy Adult basic literacy program and after school Homework Assistance program for low- to moderate-income residents of Yucaipa and surrounding area.		
Target Date	6/30/2018		
Estimate the number and type of families that will benefit from the proposed activities	City of Yucaipa Residents – Approximately 360		
Location Description	Areas within Yucaipa CDBG Target Area		
Planned Activities	Public Service -The San Bernardino County Library, Yucaipa branch will provide targeted Literacy service to low-income seniors and illiterate adults and senior residents.		
Contingency	Funding is subject to change based on final HUD allocation.		

<b>42*</b>	<b>County Log #</b>	MULT17-028						
	<b>Project Name</b>	Yucaipa - Crisis Intervention and Counseling for Victims of Violent Crimes - San Bernardino Sexual Assault Services						
	<b>Target Area</b>	City of Yucaipa						
	<b>Goals Supported</b>	Address Public Service Needs of Low-Income and Special Needs Populations						
	<b>Needs Addressed</b>	Increase the Capacity of Public Services for Low- Income and Special Needs Populations						
	<b>Funding</b>	<table> <tr> <td><b>Prior Year:</b></td><td><b>Current Year (FY 2017/18):</b></td><td><b>Total:</b></td></tr> <tr> <td>\$0</td><td>\$7,500</td><td>\$7,500</td></tr> </table>	<b>Prior Year:</b>	<b>Current Year (FY 2017/18):</b>	<b>Total:</b>	\$0	\$7,500	\$7,500
<b>Prior Year:</b>	<b>Current Year (FY 2017/18):</b>	<b>Total:</b>						
\$0	\$7,500	\$7,500						
	<b>Description</b>	Public Service -San Bernardino Sexual Assault Services will provide crisis intervention and community prevention education services to 1410 victims of sexual abuse and domestic violence within the cities of Redlands, Yucaipa, and Town of Yucca Valley.						
	<b>Target Date</b>	6/30/2018						
	<b>Estimate the number and type of families that will benefit from the proposed activities</b>	City of Yucaipa Residents – Approximately 560						
	<b>Location Description</b>	12040 5th Street, Yucaipa, CA 92399						
	<b>Planned Activities</b>	Public Service -Crisis intervention to victims of sexual abuse and domestic violence.						
	<b>Contingency</b>	Funding is subject to change based on final HUD allocation.						



<b>44*</b>	<b>County Log #</b>	MULT17-032						
	<b>Project Name</b>	Yucaipa - Family Service Association of Redlands; Case Management						
	<b>Target Area</b>	City of Yucaipa						
	<b>Goals Supported</b>	Address Public Service Needs of Low-Income and Special Needs Populations						
	<b>Needs Addressed</b>	Increase the Capacity of Public Services for Low- Income and Special Needs Populations						
	<b>Funding</b>	<table> <tr> <td><b>Prior Year:</b></td><td><b>Current Year (FY 2017/18):</b></td><td><b>Total:</b></td></tr> <tr> <td>\$0</td><td>\$7,500</td><td>\$7,500</td></tr> </table>	<b>Prior Year:</b>	<b>Current Year (FY 2017/18):</b>	<b>Total:</b>	\$0	\$7,500	\$7,500
<b>Prior Year:</b>	<b>Current Year (FY 2017/18):</b>	<b>Total:</b>						
\$0	\$7,500	\$7,500						
	<b>Description</b>	Comprehensive service for low income, homeless and at-risk homeless families such as food and rental assistance						
	<b>Target Date</b>	6/30/2018						
	<b>Estimate the number and type of families that will benefit from the proposed activities</b>	City of Yucaipa Residents – Approximately 300						
	<b>Location Description</b>	612 Lawton Street, Cross Street - Stuart						
	<b>Planned Activities</b>	Comprehensive service for low income, homeless and at-risk homeless families such as food and rental assistance.						
	<b>Contingency</b>	Funding is subject to change based on final HUD allocation.						

<b>22*</b>	<b>County Log #</b>	MULT17-050						
	<b>Project Name</b>	Yucaipa- Family Service Association Senior Nutrition Program						
	<b>Target Area</b>	City of Yucaipa						
	<b>Goals Supported</b>	Address Public Service Needs of Low-Income and Special Needs Populations						
	<b>Needs Addressed</b>	Increase the Capacity of Public Services for Low- Income and Special Needs Populations						
	<b>Funding</b>	<table> <tr> <td><b>Prior Year:</b></td><td><b>Current Year (FY 2017/18):</b></td><td><b>Total:</b></td></tr> <tr> <td>\$0</td><td>\$7,500</td><td>\$7,500</td></tr> </table>	<b>Prior Year:</b>	<b>Current Year (FY 2017/18):</b>	<b>Total:</b>	\$0	\$7,500	\$7,500
<b>Prior Year:</b>	<b>Current Year (FY 2017/18):</b>	<b>Total:</b>						
\$0	\$7,500	\$7,500						
	<b>Description</b>	Family Service Association will provide nutritionally balanced senior nutrition meals to 311 senior citizens residing in the City of Yucaipa.						
	<b>Target Date</b>	6/30/2018						
	<b>Estimate the number and type of families that will benefit from the proposed activities</b>	City of Yucaipa Residents – Approximately 311						
	<b>Location Description</b>	Areas within Yucaipa CDBG Target Area						
	<b>Planned Activities</b>	Family Service Association will provide meals to elderly who are at risk due to poverty, isolation and a lack of resources to help them with issues due to aging.						
	<b>Contingency</b>	Funding is subject to change based on final HUD allocation.						

49

County Log #	YUCA17-066		
Project Name	Yucaipa- Yucaipa Scholarship Program		
Target Area	City of Yucaipa		
Goals Supported	Address Public Service Needs of Low-Income and Special Needs Populations		
Needs Addressed	Increase the Capacity of Public Services for Low- Income and Special Needs Populations		
Funding	Prior Year: \$0	Current Year (FY 2017/18): \$15,176	Total: \$15,176
Description	Public Service- Continuation of providing scholarships to youth and seniors for recreations activity programs by The City of Yucaipa. Programs include sports, swimming, art/crafts, tennis, etc. 160 low/mod income youth or seniors will benefit from increased access to recreational public services.		
Target Date	6/30/2018		
Estimate the number and type of families that will benefit from the proposed activities	City of Yucaipa Residents – Approximately 160		
Location Description	34900 Oak Glen Road, Yucaipa, CA 92399		
Planned Activities	Public Service- Yucaipa will provide scholarships to low/mod youth and seniors for City sponsored recreation programs		
Contingency	Funding is subject to change based on final HUD allocation.		

50

<b>County Log #</b>	YUCA17-067		
<b>Project Name</b>	Yucaipa- Drainage crossing under 5th Street between Yucaipa Blvd and Avenue E.		
<b>Target Area</b>	City of Yucaipa		
<b>Goals Supported</b>	Acquire/Construct/Rehabilitate Public Infrastructure		
<b>Needs Addressed</b>	Increase the Capacity of Public Infrastructure to Serve Low-Income and Special Needs Populations		
<b>Funding</b>	<b>Prior Year:</b> \$0	<b>Current Year (FY 2017/18):</b> \$131,000	<b>Total:</b> \$131,000
<b>Description</b>	New construction by the City of Yucaipa consisting of the drainage improvements along 5th Street between Yucaipa Blvd between Avenue E. 2625 residents of which 1890 are low/mod income, and commercial properties will benefit from improved infrastructure.		
<b>Target Date</b>	6/30/2018		
<b>Estimate the number and type of families that will benefit from the proposed activities</b>	City of Yucaipa Residents – Approximately 2,625		
<b>Location Description</b>	5th Street, between Yucaipa Blvd and Avenue E		
<b>Planned Activities</b>	Design and construction of drainage crossing under 5th Street between Yucaipa Blvd and Avenue E		
<b>Contingency</b>	Funding is subject to change based on final HUD allocation.		

51

County Log #	YUCA17-068		
Project Name	Yucaipa - ADA Access, ADA Parking Stalls, and minor drainage improvements		
Target Area	City of Yucaipa		
Goals Supported	Acquire/Construct/Rehabilitate Public Infrastructure		
Needs Addressed	Increase the Capacity of Public Infrastructure to Serve Low-Income and Special Needs Populations		
Funding	Prior Year:	Current Year (FY 2017/18):	Total:
	\$0	\$110,832	\$110,832
Description	Construction - Removal of Architectural Barriers, construction of sidewalk ramps and paths to and from ADA Parking stalls and access points in the Uptown area of Yucaipa (area bounded by Yucaipa Blvd., Avenue A, 1st Street and Adams Street). Also to be included is minor drainage.		
Target Date	6/30/2018		
Estimate the number and type of families that will benefit from the proposed activities	City of Yucaipa Residents – Approximately 1,455		
Location Description	CDBG Target Areas in the City of Yucaipa		
Planned Activities	Construction - Removal of Architectural Barriers, construction of sidewalk ramps and paths to and from ADA Parking stalls and access points in the Uptown of Yucaipa (area bounded by Yucaipa Blvd., Avenue A, 1st Street and Adams Street). 1455 residents and commercial properties will benefit from improved infrastructure and drainage.		
Contingency	Funding is subject to change based on final HUD allocation.		

52

County Log #	COUN17-069		
Project Name	Contract Compliance / Environmental Review		
Target Area	Countywide		
Goals Supported	Provide Administrative Structure for Planning, Implementation, and Management of CDBG Programs.		
Needs Addressed	Contract Compliance / Environmental Review		
Funding	Prior Year: \$0	Current Year (FY 2017/18): \$401,989	Total: \$401,989
Description	Contract Compliance / Environmental Review For all federal programs the Community Development and Housing Department will apply the 10% de minimis rate for indirect costs.		
Target Date	6/30/2018		
Estimate the number and type of families that will benefit from the proposed activities	N/A- Outcomes will be reported in individual projects		
Location Description	385 N. Arrowhead Ave., San Bernardino, CA 92415		
Planned Activities	Contract Compliance / Environmental Review		
Contingency	Funding is subject to change based on final HUD allocation.		

53

County Log #	COUN17-070		
Project Name	CDBG Program Administration		
Target Area	Countywide		
Goals Supported	Provide Administrative Structure for Planning, Implementation, and Management of CDBG Programs.		
Needs Addressed	CDBG Program Administration		
Funding	Prior Year: \$0	Current Year (FY 2017/18): \$1,236,890	Total: \$1,236,890
Description	CDBG Program Administration For all federal programs the Community Development and Housing Department will apply the 10% de minimis rate for indirect costs.		
Target Date	6/30/2018		
Estimate the number and type of families that will benefit from the proposed activities	N/A		
Location Description	385 N. Arrowhead Ave., San Bernardino, CA 92415		
Planned Activities	CDBG Program Administration		
Contingency	Funding is subject to change based on final HUD allocation.		

54

<b>County Log #</b>	FAIR17-071		
<b>Project Name</b>	Countywide- Fair Housing Services		
<b>Target Area</b>	Countywide		
<b>Goals Supported</b>	Address Public Service Needs of Low-Income and Special Needs Populations		
<b>Needs Addressed</b>	Increase the Capacity of Public Services for Low- Income and Special Needs Populations		
<b>Funding</b>	<b>Prior Year:</b> \$0	<b>Current Year (FY 2017/18):</b> \$61,845	<b>Total:</b> \$61,845
<b>Description</b>	Continuation of fair housing services by IFHMB. Service will include training, education, marketing, and outreach to affirmatively further fair housing opportunities.		
<b>Target Date</b>	6/30/2018		
<b>Estimate the number and type of families that will benefit from the proposed activities</b>	Approximately - 2950		
<b>Location Description</b>	Areas within CDBG Target Area		
<b>Planned Activities</b>	Promote fair housing practices provide comprehensive training, education, and outreach to further fair housing.		
<b>Contingency</b>	Funding is subject to change based on final HUD allocation.		



55	<b>County Log #</b>	TENA17-072						
	<b>Project Name</b>	Countywide- Tenant Landlord Mediation Services						
	<b>Target Area</b>	Countywide						
	<b>Goals Supported</b>	Address Public Service Needs of Low-Income and Special Needs Populations						
	<b>Needs Addressed</b>	Increase the Capacity of Public Services for Low- Income and Special Needs Populations						
	<b>Funding</b>	<table> <tr> <td><b>Prior Year:</b></td><td><b>Current Year (FY 2017/18):</b></td><td><b>Total:</b></td></tr> <tr> <td>\$0</td><td>\$30,922</td><td>\$30,922</td></tr> </table>	<b>Prior Year:</b>	<b>Current Year (FY 2017/18):</b>	<b>Total:</b>	\$0	\$30,922	\$30,922
<b>Prior Year:</b>	<b>Current Year (FY 2017/18):</b>	<b>Total:</b>						
\$0	\$30,922	\$30,922						
	<b>Description</b>	Tenant / landlord mediation services by IFHMB will include counseling, education, marketing, and outreach regarding fair housing regulations and preventive measures.						
	<b>Target Date</b>	6/30/2018						
	<b>Estimate the number and type of families that will benefit from the proposed activities</b>	Approximately - 2950						
	<b>Location Description</b>	Areas within CDBG Target Area						
	<b>Planned Activities</b>	Provide tenant / landlord counseling and education, assist persons in resolving disputes.						
	<b>Contingency</b>	Funding is subject to change based on final HUD allocation.						

56

County Log #	COUN17-073		
Project Name	County - Yucaipa Regional Park ADA Playground Surface Replacement		
Target Area	Countywide		
Goals Supported	Acquire/Construct/Rehabilitate Public Facilities		
Needs Addressed	Increase the Capacity of Public Facilities to Serve Low -Income and Special Needs Populations		
Funding	Prior Year: \$0	Current Year (FY 2017/18): \$500,000	Total: \$500,000
Description	Construction- Improvements to Yucaipa Regional Park to meet current ADA requirements		
Target Date	6/30/2018		
Estimate the number and type of families that will benefit from the proposed activities	Approximately 222,039		
Location Description	33900 Oak Glen Rd, Yucaipa, CA 92399		
Planned Activities	Construction of ADA improvements to Yucaipa Regional Park to include, but not limited to, path of travel improvements and removal of architectural barriers.		
Contingency	Funding is subject to change based on final HUD allocation.		

57

County Log #	COUN17-075		
Project Name	Mojave Narrows Regional Park ADA Improvements		
Target Area	Countywide		
Goals Supported	Acquire/Construct/Rehabilitate Public Facilities		
Needs Addressed	Increase the Capacity of Public Facilities to Serve Low -Income and Special Needs Populations		
Funding	Prior Year: \$0	Current Year (FY 2017/18): \$550,000	Total: \$550,000
Description	Construction- Improvements to Mojave Narrows Regional Park to meet current ADA requirements		
Target Date	6/30/2018		
Estimate the number and type of families that will benefit from the proposed activities	Approximately 222,039		
Location Description	1800 Yates Rd., Victorville, CA 92392		
Planned Activities	Construction of ADA improvements to Mojave Narrows Regional Park to include, but not limited to, path of travel improvements and removal of architectural barriers.		
Contingency	Funding is subject to change based on final HUD allocation.		

58

County Log #	COUN17-076		
Project Name	Prado Regional Park Center Area ADA Parking		
Target Area	Countywide		
Goals Supported	Acquire/Construct/Rehabilitate Public Facilities		
Needs Addressed	Increase the Capacity of Public Facilities to Serve Low -Income and Special Needs Populations		
Funding	Prior Year: \$0	Current Year (FY 2017/18): \$200,000	Total: \$200,000
Description	Construction- Improvements to Prado Regional Park Center to meet current ADA requirements		
Target Date	6/30/2018		
Estimate the number and type of families that will benefit from the proposed activities	Approximately 222,039		
Location Description	16700 S. Euclid Ave., Chino, CA 91708		
Planned Activities	Construction of ADA improvements to Prado Regional Park to include, but not limited to, path of travel improvements and removal of architectural barriers.		
Contingency	Funding is subject to change based on final HUD allocation.		

59

County Log #	COUN17-078		
Project Name	Bloomington Residential Area North of I-10. ADA Ramps to include sidewalk, curb & gutter improvements.		
Target Area	Bloomington Residential Area North of I-10.		
Goals Supported	Acquire/Construct/Rehabilitate Public Facilities		
Needs Addressed	Increase the Capacity of Public Facilities to Serve Low -Income and Special Needs Populations		
Funding	Prior Year:	Current Year (FY 2017/18):	Total:
	\$0	\$611,000	\$611,000
Description	Construction- Demolition of existing sidewalks, curbs, gutters, and reconstruction of ADA compliant sidewalks, curbs, and gutters in the Bloomington residential area north of I-10		
Target Date	6/30/2018		
Estimate the number and type of families that will benefit from the proposed activities	Approximately 897		
Location Description	Bloomington Residential Area North of I-10.		
Planned Activities	Construction- Demolition and reconstruction of existing sidewalks, curbs, gutters improvements for ADA compliance in the residential area of Bloomington north of I-10.		
Contingency	Funding is subject to change based on final HUD allocation.		

60

<b>County Log #</b>	COUN17-087		
<b>Project Name</b>	HOME Program Administration		
<b>Target Area</b>	Countywide		
<b>Goals Supported</b>	Provide Administrative Structure for Planning, Implementation, and Management of HOME Programs.		
<b>Needs Addressed</b>	HOME Program Administration		
<b>Funding</b>	<b>Prior Year:</b> \$0	<b>Current Year (FY 2017/18):</b> \$303,765	<b>Total:</b> \$303,765
<b>Description</b>	HOME Program Administration For all federal programs the Community Development and Housing Department will apply the 10% de minimis rate for indirect costs.		
<b>Target Date</b>	6/30/2018		
<b>Estimate the number and type of families that will benefit from the proposed activities</b>	N/A		
<b>Location Description</b>	HOME Program Administration		
<b>Planned Activities</b>	HOME Program Administration		
<b>Contingency</b>	Funding is subject to change based on final HUD allocation.		

County Log #	COUN17-088		
Project Name	Countywide- ESG Activities		
Target Area	Countywide		
Goals Supported	Provide Support for Emergency Housing and Supportive Services for the Homeless; Provide Administrative Structure for Planning, Implementation, and Management of ESG Programs.		
Needs Addressed	Increase Housing Options for Homeless and At Risk of Homelessness; ESG Program Administration		
Funding	Prior Year: \$0	Current Year (FY 2017/18): \$41,665	Total: \$41,665
Description	Emergency Solutions Grant Program Administration For all federal programs the Community Development and Housing Department will apply the 10% de minimis rate for indirect costs.		
Target Date	6/30/2018		
Estimate the number and type of families that will benefit from the proposed activities	N/A		
Location Description	385 N. Arrowhead Ave., San Bernardino, CA 92415		
Planned Activities	Emergency Solutions Grant Program Administration		
Contingency	Funding is subject to change based on final HUD allocation.		

Table 9 – Project Summary

## AP-50 Geographic Distribution – 91.220(f)

### Description of the geographic areas of the entitlement (including areas of low-income and minority concentration) where assistance will be directed

Over the next year, the County of San Bernardino will allocate CDBG funds for use in each of the 13 cooperating cities and in unincorporated areas of the County, as identified below. These funding percentages were determined by the County using a formula based on population, poverty rate, and rate of housing overcrowding.

#### Geographic Distribution

Target Area	Percentage of Funds
Adelanto	5%
Barstow	3%
Big Bear Lake	1%
Colton	7%
Chino Hills*	0%
Grand Terrace	1%
Highland	6%
Loma Linda	2%
Montclair	4%
Needles	1%
Rancho Cucamonga*	0%
Redlands	6%
San Bernardino*	0%
Twentynine Palms	2%
Yucaipa	5%
Yucca Valley	2%
Unincorporated County**	57%

\*Participate in the HOME Program only.

\*\*Includes CDBG administration.

**Table 10 - Geographic Distribution**

Available HOME funds will be used for multifamily new construction or rehabilitation; eligible areas include the unincorporated County and all HOME Consortium cities. While the County has not identified specific target areas for the use of HOME funds, priority will be given to affordable rental projects located in high opportunity (i.e. high school proficiency, high labor market engagement, and high job access), low poverty areas (poverty concentrations below 50%), as



described in the County's 2015-2020 Analysis of Impediments to Fair Housing Choice.

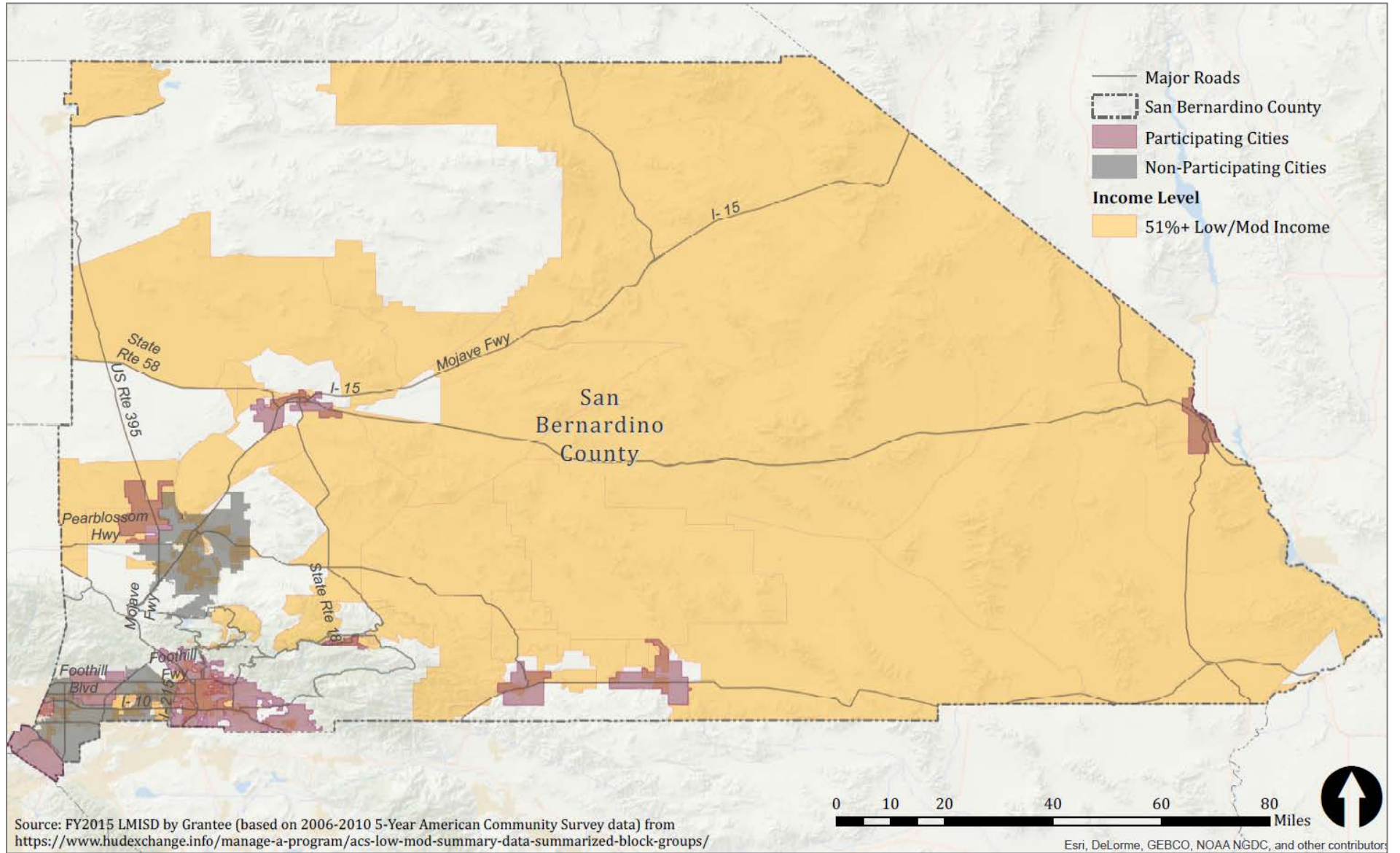
ESG funds will be allocated geographically among population centers in each of the County's six regions – East, West, and Central Valleys, Mountain communities, High Desert and the Morongo Basin.

### **Rationale for the priorities for allocating investments geographically**

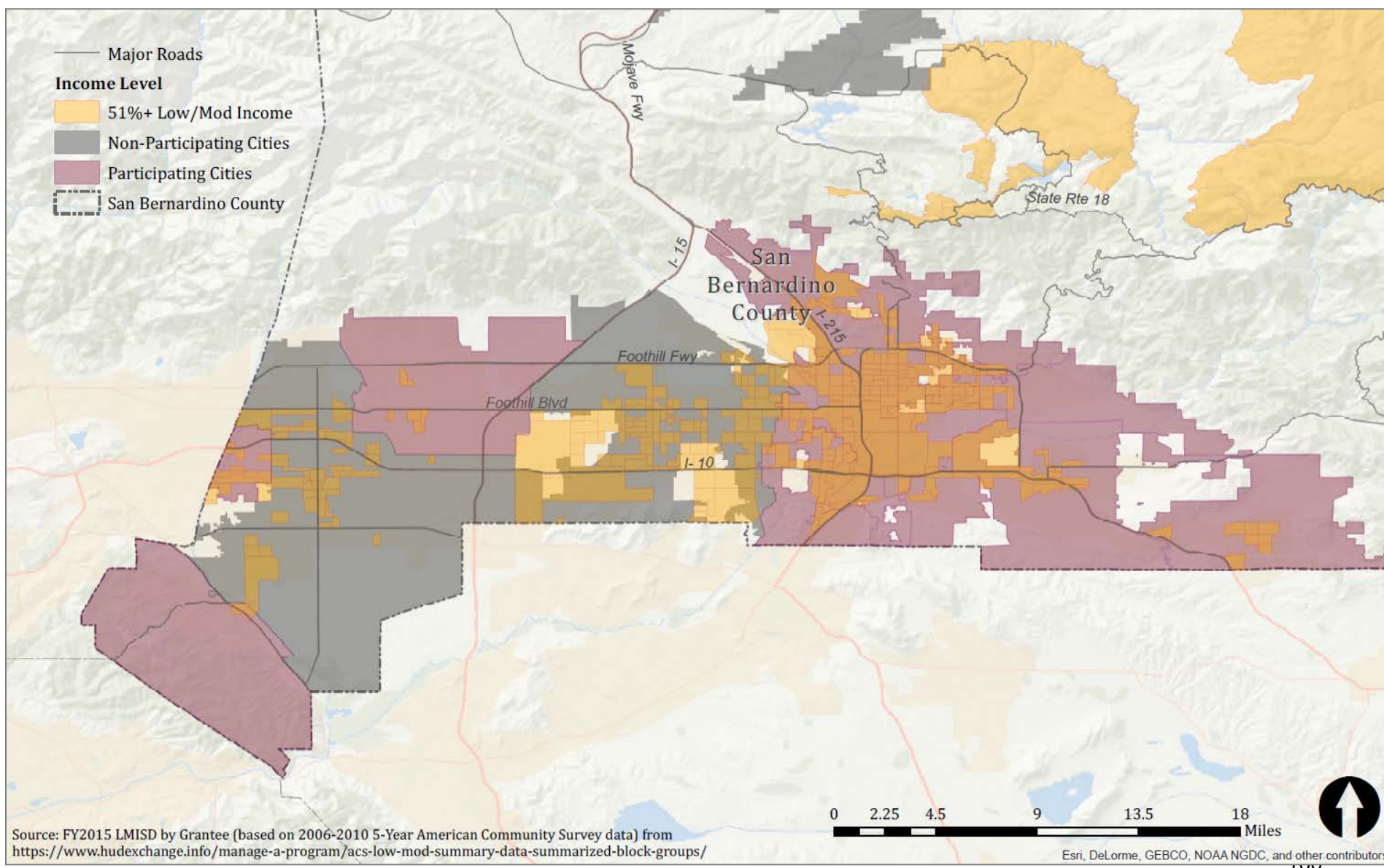
The County of San Bernardino developed the geographic priorities outlined above with the goal of providing housing and community development improvements for as many low and moderate income residents as possible with their CDBG, HOME, and ESG allocations. CDBG funds used in the unincorporated County will be focused on public facility or infrastructure projects that can serve a significant number of residents; city funded public services, public facility, and infrastructure projects will be concentrated in incorporated cities where greater population density allows for cost- effective delivery of services.

The maps on the following pages identify low- income areas in the County. The first shows areas that are income-eligible for CDBG spending, defined as block groups in which 51% or more of the population lives in low- or moderate- income households. The second map identifies racially and ethnically concentrated areas of poverty (RCAP/ECAPs) in the County, which are defined by HUD as census tracts with a minority population share above 50% and an individual poverty rate above 40%. As the County evaluates the use of HOME funds over the next year, consideration will be given to RCAP/ECAP locations and the opportunity to deconcentrate poverty by locating new affordable rental housing outside these areas.

**Map – San Bernardino County Block Groups with 51% or More Low/Moderate Income Residents**



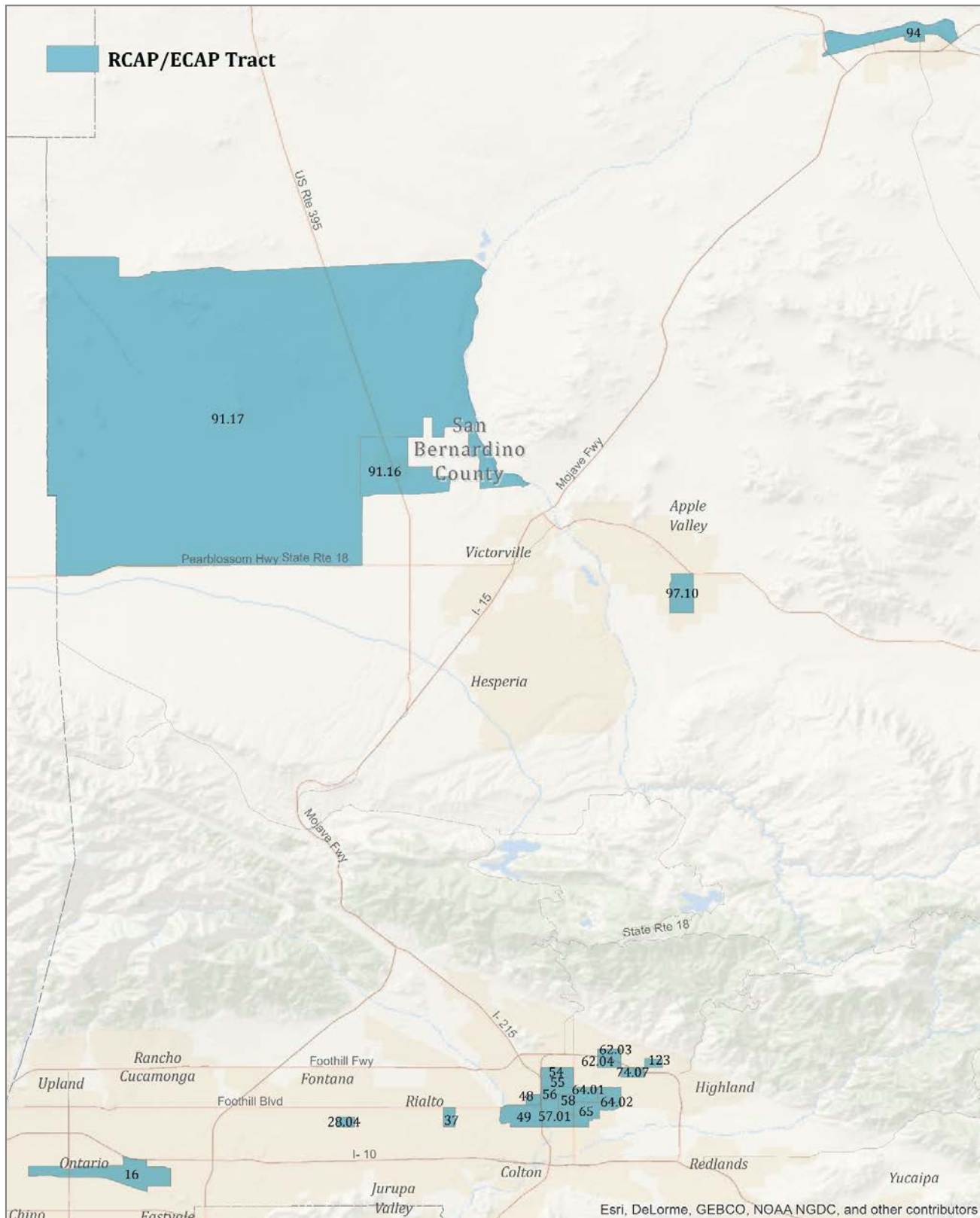
**Map – San Bernardino County Block Groups with 51% or More Low/Moderate Income Residents**



**This page intentionally left blank**



**Map – San Bernardino County Racially and Ethnically Concentrated Areas of Poverty**



Source: U.S. Census 2008-2012 5-Year American Community Survey Tables B03002 and B17001

# Affordable Housing

## AP-55 Affordable Housing – 91.220(g)

### Introduction

Goals for number of households to be supported through housing activities funded using CDBG, HOME, and ESG during the 2017-2018 program year are shown below. Goals for homeless households include both single person and family households served through emergency shelter, rapid re-housing, and homelessness prevention programs funded using ESG. It is anticipated that 100 households will be supported through a combination of new unit production, rehabilitation of existing units, and acquisition of existing units.

One Year Goals for the Number of Households to be Supported	
Homeless	1,500 (ESG)
Non-Homeless	60 (HOME)
Special-Needs	0 (CDBG/HOME)
<b>Total</b>	<b>1560</b>

Table 11 - One Year Goals for Affordable Housing by Support Requirement

One Year Goals for the Number of Households Supported Through:	
Rental Assistance	0
The Production of New Units	60 (HOME)
Rehab of Existing Units	0(HOME/CDBG)
Acquisition of Existing Units	0
<b>Total</b>	<b>60</b>

Table 12 - One Year Goals for Affordable Housing by Support Type

## AP-60 Public Housing – 91.220(h)

### **Introduction**

The Housing Authority of the County of San Bernardino (HACSB) has been one of the leading providers of affordable housing in San Bernardino County for over 70 years. HACSB serves in excess of 30,000 people, most of whom are seniors, disabled individuals and children.

### **Actions planned during the next year to address the needs to public housing**

In January 2017 HACSB came under the newly formed Community Development and Housing Agency (CDHA). This reorganization will foster a higher level of collaboration among HACSB, the Community Development and Housing Department (CDH) and the Office of Homeless Services (OHS) which comprise the CDHA. HACSB participates in HUD's Moving to Work (MTW) program for housing authorities to design and test innovative, locally designed housing and self-sufficiency initiatives. The MTW designation allows participating agencies to waive certain statutes and HUD regulations in order to increase housing choice for low-income families, encourage households to increase their self-sufficiency, and improve administrative and operational cost effectiveness. HACSB's participation in MTW allows the agency to test new methods to improve housing services and to better meet local needs.

### **Actions to encourage public housing residents to become more involved in management and participate in homeownership**

HACSB undertakes a variety of initiatives to increase resident involvement, including a comprehensive, updated website that provides information on all facets of the housing authority operations, policies and procedures. HACSB has established programs that represent all San Bernardino County residents living in the HACSB Developments. The New Resident Advisory Board (RAB) was established to represent housing residents and voucher participants. Housing Authority staff work closely with RAB members to discuss potential policy changes, especially new initiatives with the Moving to Work Demonstration Program, get feedback on messaging and communication to residents, recruit participants for hearings and special events, and much more.

The HACSB coordinates programs, activities, and services offered to residents, including:

- Family Self- Sufficiency Program – designed to assist residents with achieving self-sufficiency. This effort is accomplished through goal setting, intervention, advocacy and community collaboration. Residents can get assistance with seeking employment, job training, and educational opportunities.
- Homeownership Program – designed to help interested participants find an appropriate mortgage lender and work with the participant through the process of buying a home.
- Programs for Children - a variety of programs and services are made available to residents at various HACSB sites that include but are not limited to: scholarships, after- school tutoring, health, safety, gang prevention programs, nature projects, etc.

**If the PHA is designated as troubled, describe the manner in which financial assistance will**

**be provided or other assistance**

Public Housing Authorities are evaluated by HUD's Public Housing Assessment System (PHAS) on their performance, annually or biennially. The frequency of performance evaluations is determined by how well they have performed historically. Any PHAS whose score indicates a "Troubled" housing authority must enter into a Memorandum of Agreement with HUD to improve their performance over an unspecified period of time.

HACSB has a history of scoring as a "High Performer" and in 2008 was designated as a Moving to Work (MTW) Agency by HUD, which makes it not subject to PHAS evaluation and scoring. As a result, HACSB was transformed by executing innovative initiatives based on the three key MTW objectives: saving taxpayer dollars through efficient work; helping our families achieve economic independence; and ensuring a family's freedom of housing choice. Currently, there are 39 Housing Authorities participating in this designation out of approximately 3,200 Housing Authorities nationwide.

As a Moving to Work Demonstration site, HACSB is no longer subject to the traditional PHA and Section 8 Management Assessment Program (SEMAP) scoring; however, HACSB continues to meet the "High Performer" standards that originally allowed it to gain the MTW designation.



## AP-65 Homeless and Other Special Needs Activities – 91.220(i)

### **Introduction**

In 2016, the County of San Bernardino conducted a Point-In-Time count of the County's homeless population. The count identified 1,887 homeless residents in total, 1,191 of whom were unsheltered. The following characteristics were found in the homeless population:

- 360 chronically homeless adults or, 30% of the unsheltered homeless population.
- 18 children in unsheltered homeless households or, 2% of the unsheltered homeless population
- 44 homeless unaccompanied children under age 18 years, or 4% of the unsheltered homeless population.
- Youth age 18-24 years count was 105, or 9% of the unsheltered homeless population.
- 92 homeless Veterans (including 43 who were chronically homeless), or 8% of the unsheltered homeless population.

### **Describe the jurisdiction's one-year goals and actions for reducing and ending homelessness including**

During the 2017-2018 program year, the County of San Bernardino anticipates assisting 1,500 individuals or families who are homeless or at risk of homelessness through the following activities:

- 1) Emergency shelter vouchers, with approximate anticipated ESG funding of \$333,000;
- 2) Rapid re-housing, with approximate anticipated ESG funding of \$111,000; and
- 3) Homelessness prevention, with approximate anticipated ESG funding of \$69,866.

### **Reaching out to homeless persons (especially unsheltered persons) and assessing their individual needs**

The County of San Bernardino will continue to engage in street outreach and engagement activities in order to outreach to homeless populations. These activities include an annual Point-In-Time Count which helps identify homeless residents and assess their needs. The following needs are assessed during the annual count: chronic homelessness, homeless children and unaccompanied youth, the racial and ethnic makeup of the homeless population, mental health needs, and presence of a chronic health need or disability. The County will support and facilitate an expansion of street outreach to include multi-disciplinary practitioners from law enforcement, social services, health care, mental health care, faith-based groups, volunteers, non-profits, community-based organizations, and substance abuse recovery centers in alignment with its overall plan to end homelessness.

### **Addressing the emergency shelter and transitional housing needs of homeless persons**

According to San Bernardino County Homeless Partnership (SBCHP)'s guide to homeless service providers, approximately 150 agencies provide emergency shelter, transitional housing,

permanent housing, domestic violence shelter, and other supportive services (i.e. case management, rental assistance, utility assistance, and food banks) to homeless residents in the County. Resources are provided in 24 cities and unincorporated areas across the county. The County will continue its support of these agencies, service providers, and programs.

**Helping homeless persons (especially chronically homeless individuals and families, families with children, veterans and their families, and unaccompanied youth) make the transition to permanent housing and independent living, including shortening the period of time that individuals and families experience homelessness, facilitating access for homeless individuals and families to affordable housing units, and preventing individuals and families who were recently homeless from becoming homeless again**

The County of San Bernardino will continue to support several agencies that provide mainstream services that help homeless residents transition to permanent housing, shorten the experience of homelessness, and prevent future instances of homelessness. The County has a Homeless Provider Network and an Interagency Council on Homelessness to help plan for and meet the needs of homeless residents within the County. Many programs are located in and specific to cities throughout the County. However, the County will also support countywide resources and service provision which includes the Transitional Assistance Department (TAD), which provides financial, nutritional, and medical assistance. TAD programs operate through the Department of Human Services and include programs to assist the homeless including financial assistance and welfare to work programs, food stamps, child care subsidies to encourage employment, cash assistance to elderly and disabled immigrants, a general relief program that provides loans for housing, food, and transportation, a refugee assistance program that provides medical and financial assistance to refugees, and Medi-Cal which provides health insurance to low-income residents.

**Helping low-income individuals and families avoid becoming homeless, especially extremely low-income individuals and families and those who are: being discharged from publicly funded institutions and systems of care (such as health care facilities, mental health facilities, foster care and other youth facilities, and corrections programs and institutions); or, receiving assistance from public or private agencies that address housing, health, social services, employment, education, or youth needs.**

The County of San Bernardino has several strategic steps to address homeless prevention which are detailed in the County's 10-Year Plan to End Homelessness. The County will continue to support and facilitate action on these steps. One of these strategies includes case manager assessment during intake to social and human services agencies. These assessments will help determine needs and eligibility for resources and coordination in discharge planning from medical, foster care, mental health, and corrections facilities. Another strategy includes the provision of supportive and social services, such as, behavioral health, credit repair, benefits counseling, employment services, landlord-tenant mediation, rental and utility assistance, and veterans benefits (when applicable).

The Community Action Partnership of San Bernardino County (CAPSBC) has several programs for low-income residents that can serve as an aid to homeless prevention activities. CAPSBC

offers a family development program that offers emergency assistance including rental, food, transportation, and motel assistance. The organization also offers a food bank to provide food and nutritional assistance. Residents may also be offered case management services that include educational training, vocational and employment training, and training on budgeting. The County will continue its support for these projects and services.

In addition, the County will continue to support and facilitate mental health and supportive services to the homeless through the County's Department of Behavioral Health. The Department of Behavioral Health includes several programs targeted at assisting low-income and homeless residents with mental health needs, such as, the mentally ill homeless program (30 days of basic needs, case management, employment, and outreach services to homeless mentally ill adults), the housing program operated in conjunction with the housing authority (provides mental health services and long term permanent housing for homeless mentally ill or mentally ill/substance abuse residents), and the employment program (provides employment skills evaluations, pre-employment services, job coaching and collateral services to residents with mental health needs).

## **Discussion**

Through the partnerships and services providers involved in the SBCHP, the County will actively work to ensure that homeless individuals make the transition to permanent housing and independent living by prioritizing safe and stable housing and making affordable housing options more accessible to homeless residents. Many homeless that struggle to transition into permanent housing and independent living suffer from mental illness, substance addiction, or have disabilities. Recent trends through the Homeless Prevention and Rapid Re-housing Program and Housing First model prioritize placing homeless individuals and families in permanent housing quickly, and then linking them to supportive services in the community. The County of San Bernardino will continue to support local organizations to assist homeless persons with transitional and permanent housing.

## AP-75 Barriers to Affordable Housing – 91.220(j)

### Introduction

Barriers to affordable housing can present in a variety of aspects and multiple entities including, but not limited to government and political agencies, banking and financial institutions, insurance industry regulations, zoning regulations, social and economic variables, neighborhood conditions, public policy legislation, and fair housing enforcement. This section will describe specific strategies the County will employ to address public policy barriers to affordable housing.

**Actions it planned to remove or ameliorate the negative effects of public policies that serve as barriers to affordable housing such as land use controls, tax policies affecting land, zoning ordinances, building codes, fees and charges, growth limitations, and policies affecting the return on residential investment**

The County of San Bernardino will continue to work with government, public, private, and non-profit community agencies to remove or ameliorate the negative effects of public policies that serve as current barriers to affordable housing. Action steps as recommended and accepted by the County are summarized below:

The County of San Bernardino will work to encourage that comprehensive neighborhood plans and zoning ordinances/regulations promote a variety of housing types including single and multi-family homes, apartments, townhomes, duplexes, and live-work units in order to increase variability and affordability.

The County of San Bernardino Community Development and Housing Department will evaluate the extent to which County programs and services meet the needs of populations with limited English proficiency by conducting the four-factor analysis. The four categories are: the number of proportion of LEP persons eligible to be served, the frequency LEP persons come into contact with the programs, the level of LEP persons need for services and resources available by Agency staff to provide LEP assistance.

The County of San Bernardino will evaluate the extent to which housing counseling is available to provide credit repair advice to members of the protected classes and to low- and moderate-income residents, in order to ensure that to the maximum extent possible, residents have access to means of improving their ability to obtain and maintain decent, affordable housing. In the case that counseling is unavailable, inadequate or not well advertised; the County should work with its community partners to increase its availability and use.

The County will support education and outreach efforts by community partners regarding needs assessments for affordable housing and subsidized housing.

## AP-85 Other Actions – 91.220(k)

### Introduction

To address each challenge listed below, the County of San Bernardino will undertake the identified activities, or continue activities already underway, during the 2017-2018 program year.

### Actions planned to address obstacles to meeting underserved needs

The County has experienced several significant obstacles to meeting underserved needs in recent years. The loss of redevelopment monies reduced public funding available to address needs and led to reductions in department staff, meaning that remaining staff are tasked with covering the County's vast and varying geographies. Although the job market and foreclosure rates have improved, the lengthy slow economy and elevated unemployment and foreclosure rates will require several years to see the overall benefits of the improve

With limited resources and continued housing and community development needs, the Department of Community Development and Housing (CDH) will seek to build on partnerships with other County departments over the next program year. CDH will also explore opportunities to collaborate with non-profit agencies, social service providers, and affordable housing developers to develop a coordinated affordable housing strategy that maximizes the impact of both County grant funds and other public and private investments.

CDH will continue the collaborations currently underway, including:

- Use of ESG funds with Shelter Plus Care through the Department of Behavioral Health and the Office of Homeless Services;
- Use of HUD VASH vouchers through Veterans Affairs;
- Use of Mental Health Services Act (MHSA), HOME, and NSP funds in the development of new and/or rehabilitated affordable housing; and
- Collaboration with the Housing Authority of the County of San Bernardino (HACSB) and the County of San Bernardino Department of Workforce Development (WDD).

### Actions planned to foster and maintain affordable housing

Monitoring and rehabilitation are the primary tools the County plans to use to preserve existing affordable housing units. Over the next program year, the County will monitor approximately 10-20% of HOME units, including on-site inspections and file reviews to ensure program specifications are being met. HOME funds will be used for multifamily housing rehabilitation or construction of new affordable units.

The Inland Fair Housing and Mediation Board will continue to provide tenant/landlord mediation services free of charge to County residents. These services assist in the prevention of landlord mistreatment of low- and moderate- income residents, many of whom would not otherwise have the resources to contend with abuses and remain in their current housing.

The County has established a Homeownership Protection Program Joint Powers Authority with

the Cities of Ontario and Fontana to coordinate assistance to low and moderate income homeowners with underwater mortgages. While the County is still exploring program options to address foreclosures, it has established a website (<http://saveyourhomesbcounty.org/>) designed to provide information about foreclosure prevention assistance that is currently available and to prevent homeowners from falling prey to refinancing companies attempting to scam those in need.

### **Actions planned to reduce lead-based paint hazards**

Estimates show that 9% of owner-occupied units and 15% of renter-occupied housing units in San Bernardino County are at risk of lead-based paint hazards, based on age (built prior to 1980) and presence of children.

In the upcoming program year, the County will ensure that any multifamily rehabilitation projects on buildings constructed prior to 1978 are done using lead-safe work practices, including proper lead removal or abatement. HOME monitoring site visits will include a Housing Quality Standards (HQS) unit inspection that looks for signs of lead paint hazards, such as peeling or flaking paint, particularly in properties constructed prior to 1978. Program funds will be expended on lead-based paint removal as the County does not operate any homeowner housing programs.

Two organizations in San Bernardino County address lead-based paint hazards, neither of which is funded using HUD entitlement monies. The Community Action Partnership of San Bernardino County (CAPSBC) is a non-profit agency that provides lead-safe weatherization and lead hazard reduction services to households with children under age six living in low- and moderate- income housing built before 1978. Services are also available to property owners who rent housing to families meeting these requirements. Both single and multifamily housing units are eligible for these services.

The County of San Bernardino Department of Public Health operates a Childhood Lead Poisoning Prevention (CLPP) program designed to educate the public, identify and care for children with exposure to lead, and prevent exposure to lead. The CLPP program includes case management services, lead testing, community outreach and education, nutritional education, and investigation of complaints about unsafe renovation and remodeling activities that may put children at risk of lead exposure.

### **Actions planned to reduce the number of poverty-level families**

The County's ESG program, in collaboration with the Continuum of Care, will continue to coordinate with homeless providers and mainstream housing and service programs to provide case management, including counseling, addiction rehabilitation programs, and other life skills training. One goal of these programs is to increase program participants' ability to find and keep employment, allowing them to maintain housing and move out of poverty.

CDH will continue to work with the Department of Workforce Development (WDD) to promote HUD Section 3 hiring for all of its loan and grant programs. Services provided by WDD include career counseling, job search assistance, skills assessments, and occupational training services. The WDD also offers business development assistance programs, which may lead to business expansion and new job openings. The San Bernardino County Workforce Investment Board

(SBWIB) oversees the programs offered through WDD and is comprised of private business representatives and public sector partners appointed by the County Board of Supervisors.

The County has established a Memorandum of Understanding (MOU) among CDH, WDD, and the Housing Authority of the County of San Bernardino (HACSB) to provide resources and services to developers, contractors, and subcontractors working on projects subject to Section 3 of the Federal Housing and Urban Development Act of 1968 job development regulations. Under the MOU, these three entities collaborate to provide County residents employment opportunities with businesses awarded County contracts funded with federal money and to inform contractors of business development assistance available through WDD. Developers, contractors, and subcontractors working on affordable housing and/or capital projects funded with HOME and CDBG funds are required to take part in this program, and must certify participation in a meeting with CDH, HACSB, and WDD. The County of San Bernardino will continue this program over the 2017-2018 program year.

In addition to collaborating for Section 3 hiring, the HACSB will continue to assist its residents in their efforts to move out of poverty through job skills counseling and training programs offered through a partnership with WDD.

#### **Actions planned to develop institutional structure**

The County of San Bernardino has implemented a customized grants management, loan servicing, and project monitoring system designed to replace separate tracking systems and increase efficiency of record-keeping. The County will continue optimization of this system over the upcoming program year, but does not anticipate additional changes in technology or record-keeping systems.

#### **Actions planned to enhance coordination between public and private housing and social service agencies**

Given that the County of San Bernardino has limited funding available to address an array of housing and community development needs across a substantial geography, collaboration with existing housing agencies, social service providers, cooperating cities, and other County departments, is crucial. The County plans to strengthen its relationships with homeless service providers through continued participation in the Interagency Council on Homelessness, the Homeless Partnership Network, the Housing Collaborative, and the Continuum of Care review panel.

The County will also seek to strengthen its relationship with communities in unincorporated areas, including with service providers and other County departments working there. Collaboration will also be encouraged among private housing developers, service providers, and other non-profit agencies throughout the County. Improved communication and cooperation will allow for a more effective affordable housing strategy in which County efforts can build on those of the private/non-profit sectors and vice versa.

# Program Specific Requirements

## AP-90 Program Specific Requirements – 91.220(I)(1,2,4)

### Introduction

In AP-90, the County of San Bernardino provides information that is required by regulations governing the three Entitlement grants that it receives annually from the United States Department of Housing and Urban development. The grants are the Community Development Block Grant (CDBG) Program, the HOME Program, and the Emergency Solutions Grant (ESG) Program.

### **Community Development Block Grant Program (CDBG) Reference 24 CFR 91.220(I)(1)**

Projects planned with all CDBG funds expected to be available during the year are identified in the Projects Table. The following identifies program income that is available for use that is included in projects to be carried out.

1. The total amount of program income that will have been received before the start of the next program year and that has not yet been reprogrammed	\$0
2. The amount of proceeds from section 108 loan guarantees that will be used during the year to address the priority needs and specific objectives identified in the grantee's strategic plan	\$0
3. The amount of surplus funds from urban renewal settlements	\$0
4. The amount of any grant funds returned to the line of credit for which the planned use has not been included in a prior statement or plan.	\$0
5. The amount of income from float-funded activities	\$0
<b>Total Program Income</b>	<b>\$0</b>

### **Other CDBG Requirements**

1. The amount of urgent need activities	\$0
---	-----



**HOME Investment Partnership Program (HOME)**  
**Reference 24 CFR 91.220(I)(2)**

1. A description of other forms of investment being used beyond those identified in Section 92.205 is as follows:

It is anticipated that HOME Program funds will be used as gap financing for multifamily housing projects. The County will use its HOME Program funds with permanent financing from private lenders, Low Income Housing Tax Credits (LIHTC), and other funding sources such as the Mental Health Services Act (MHSA). No additional forms of investment have been identified at this point for use with HOME program funds during this program year.

2. A description of the guidelines that will be used for resale or recapture of HOME funds when used for homebuyer activities as required in 92.254, is as follows:

The County anticipates recapturing an amount equal to or less than the original HOME investment in each loan should the property be sold prior to the end of the affordability period, pursuant to the HOME Program Recapture requirements. The “net proceeds” (sale price/value less first mortgage balance and closing costs) could be less than the original HOME investment as determined by conditions in the local housing market. Assistance may be provided to develop additional low- income housing units from a portion of any recaptured funds.

3. A description of the guidelines for resale or recapture that ensures the affordability of units acquired with HOME funds? See 24 CFR 92.254(a)(4) are as follows:

The County’s recapture policies for the use of HOME Program funds insure the affordability of units acquired with HOME Program funds. For rental units, the County secures mortgages and promissory notes for the amount of HOME funds lent to the project which include restrictive covenants for these properties assisted with HOME Program funds. The terms of affordability are described in the covenants. The covenants and promissory notes specify that in the event of a failure to achieve affordability requirements, the HOME Program funds must be returned to the County.

4. Plans for using HOME funds to refinance existing debt secured by multifamily housing that is rehabilitated with HOME funds along with a description of the refinancing guidelines required that will be used under 24 CFR 92.206(b), are as follows:

The County does not plan to use any of its HOME funds to refinance existing debt secured by multifamily housing rehabilitated with HOME funds.

# **APPENDIX A**

## **ESG PROGRAM STANDARDS**

**Emergency Solutions Grant (ESG)**  
**Reference 91.220(I)(4)**

1. Include written standards for providing ESG assistance (may include as attachment)

See the attached Appendix, "County of San Bernardino Emergency Solutions Grant (ESG) Program standards."

2. If the Continuum of Care has established centralized or coordinated assessment system that meets HUD requirements, describe that centralized or coordinated assessment system.

The County of San Bernardino coordinates homeless services with entitlement and non-entitlement cities throughout the County. The County Department of Behavioral Health, Office of Homeless Services (OHS) serves as the lead agency for the County's CoC. The County government oversees the distribution of ESG funds for its service area that includes all unincorporated areas as well as the 13 non-entitlement cities within the County CDBG Consortium. Any subrecipient organizations that receive ESG grant funds from the County of San Bernardino are required to coordinate with and report their homeless services data in the Homeless Management Information System (HMIS) administered by the County's Office of Homeless Services on behalf of the CoC. All service providers in the CoC use a common assessment tool, data collection methods, and targeting strategy. As permitted by HUD, client data from providers of services to domestic violence victims are not reported in the County's HMIS system. These agencies must maintain and report data to the County in the same format as is used for HMIS.

The County uses a "211" Homeless Services telephone information system that operates on a 24-hour basis and may be used to refer residents of the County to nearby service providers. However, the County has developed a coordinated intake system that is standardized for use by ESG service providers. This system will be operational during 2016 and its goal for centralized intake is to, "enhance the quality of client screening and assessment and better target program assistance to where it can be the most effective." This new system will decrease fragmentation and direct clients toward resources that are most efficiently and effectively used. This system is also designed to reduce the practice of sequential referrals to numerous providers for each client.

When using the centralized intake system, any person seeking services will continue to contact "211" (a toll-free number) directly, to obtain initial screening prior to being referred to the appropriate service provider in the Continuum of Care. Every service provider will be using the same assessment tool, data collection methods, and targeting strategy for financial assistance as well as for case management prevention, rapid re-housing and any other services. Using a coordinated access process will result in a more accessible and uniform system used to connect persons who are homeless or at risk of homelessness with appropriate resources available in the County's Continuum of Care.

3. Identify the process for making sub-awards and describe the ESG allocation available to private nonprofit organizations (including community and faith-based organizations).

Eligible homeless services provider recommendation are the result of a selection committee process which began with a Notice of Funding Availability (NOFA) released in October 2014 to find qualified contractors to provide Emergency Solution Grant services for multiple years to coincide with the goals of the 2015-2020 Consolidated Plan. The NOFA is transmitted electronically to all identified service providers participating in the Continuum of Care, Interagency Council on Homelessness (ICH), and the Homeless Provider Network (HPN). The information is also posted on the website for the County of San Bernardino Department of Community Development and Housing.

In making awards of the ESG funds, the County is mindful that service providers should be geographically and strategically located throughout the County. To review proposals submitted to the County, an Evaluation Committee is used. The Committee consists of staff from the CDH, staff from other County departments (i.e., Department of Behavioral Health and the Office of Homeless Services, and the Housing Authority of the County of San Bernardino). Standardized rating and scoring procedures and forms are used in this process. Recommendations from the review process are used by CDH to develop a list of recommended funding choices for consideration and approval by the Board of Supervisors.

Six service providers were chosen for ESG funding for an initial one-year term, with the option of annual extensions, for a total possible term of five years that is subject to annual monitoring and satisfactory performance review.

4. If the jurisdiction is unable to meet the homeless participation requirement in 24 CFR 576.405(a), the jurisdiction must specify its plan for reaching out to and consulting with homeless or formerly homeless individuals in considering policies and funding decisions regarding facilities and services funded under ESG.

The County developed new ESG Program Standards in 2012 to comply with new requirements under the new ESG Final Rule. At that time, the County included a formerly homeless person on the review committee that developed the new County standards (see Appendix). No changes in the ESG program standards are included in the 2016-2017 Annual Action Plan.

The County works closely with the Continuum of Care and its service providers to ensure that homeless persons or persons who were previously homeless have access to the policy development and operations processes of the COC.

5. Describe performance standards for evaluating ESG.

The County will continue to utilize the evaluation process which began during its 2014-2015 program year. Under this process, performance standards rely on “percentages of successful outcomes” and look at housing stability for six months and twelve months following receipt of ESG assistance. New ESG contracts associated with 2017-2018 funds will continue to emphasize the goal of tracking beneficiaries for up to a year following termination of assistance.

## **APPENDIX B**

## **CERTIFICATIONS**

---

## CERTIFICATIONS

In accordance with the applicable statutes and the regulations governing the consolidated plan regulations, the jurisdiction certifies that:

**Affirmatively Further Fair Housing** -- The jurisdiction will affirmatively further fair housing, which means it will conduct an analysis of impediments to fair housing choice within the jurisdiction, take appropriate actions to overcome the effects of any impediments identified through that analysis, and maintain records reflecting that analysis and actions in this regard.

**Anti-displacement and Relocation Plan** -- It will comply with the acquisition and relocation requirements of the Uniform Relocation Assistance and Real Property Acquisition Policies Act of 1970, as amended, and implementing regulations at 49 CFR 24; and it has in effect and is following a residential antidisplacement and relocation assistance plan required under section 104(d) of the Housing and Community Development Act of 1974, as amended, in connection with any activity assisted with funding under the CDBG or HOME programs.


**Anti-Lobbying** -- To the best of the jurisdiction's knowledge and belief:

1. No Federal appropriated funds have been paid or will be paid, by or on behalf of it, to any person for influencing or attempting to influence an officer or employee of any agency, a Member of Congress, an officer or employee of Congress, or an employee of a Member of Congress in connection with the awarding of any Federal contract, the making of any Federal grant, the making of any Federal loan, the entering into of any cooperative agreement, and the extension, continuation, renewal, amendment, or modification of any Federal contract, grant, loan, or cooperative agreement;
2. If any funds other than Federal appropriated funds have been paid or will be paid to any person for influencing or attempting to influence an officer or employee of any agency, a Member of Congress, an officer or employee of Congress, or an employee of a Member of Congress in connection with this Federal contract, grant, loan, or cooperative agreement, it will complete and submit Standard Form-LLL, "Disclosure Form to Report Lobbying," in accordance with its instructions; and
3. It will require that the language of paragraph 1 and 2 of this anti-lobbying certification be included in the award documents for all subawards at all tiers (including subcontracts, subgrants, and contracts under grants, loans, and cooperative agreements) and that all subrecipients shall certify and disclose accordingly.

**Authority of Jurisdiction** -- The consolidated plan is authorized under State and local law (as applicable) and the jurisdiction possesses the legal authority to carry out the programs for which it is seeking funding, in accordance with applicable HUD regulations.

**Consistency with plan** -- The housing activities to be undertaken with CDBG, HOME, ESG, and HOPWA funds are consistent with the strategic plan.

**Section 3** -- It will comply with section 3 of the Housing and Urban Development Act of 1968, and implementing regulations at 24 CFR Part 135.

  
Signature/Authorized Official

6/21/2017  
Date

Gary Hallen, Director  
Title



## Specific CDBG Certifications

The Entitlement Community certifies that:

**Citizen Participation** -- It is in full compliance and following a detailed citizen participation plan that satisfies the requirements of 24 CFR 91.105.

**Community Development Plan** -- Its consolidated housing and community development plan identifies community development and housing needs and specifies both short-term and long-term community development objectives that provide decent housing, expand economic opportunities primarily for persons of low and moderate income. (See CFR 24 570.2 and CFR 24 part 570)

**Following a Plan** -- It is following a current consolidated plan (or Comprehensive Housing Affordability Strategy) that has been approved by HUD.

**Use of Funds** -- It has complied with the following criteria:

1. Maximum Feasible Priority. With respect to activities expected to be assisted with CDBG funds, it certifies that it has developed its Action Plan so as to give maximum feasible priority to activities which benefit low and moderate income families or aid in the prevention or elimination of slums or blight. The Action Plan may also include activities which the grantee certifies are designed to meet other community development needs having a particular urgency because existing conditions pose a serious and immediate threat to the health or welfare of the community, and other financial resources are not available);
2. Overall Benefit. The aggregate use of CDBG funds including section 108 guaranteed loans during program year(s) 2017 , \_\_\_\_\_ (a period specified by the grantee consisting of one, two, or three specific consecutive program years), shall principally benefit persons of low and moderate income in a manner that ensures that at least 70 percent of the amount is expended for activities that benefit such persons during the designated period;
3. Special Assessments. It will not attempt to recover any capital costs of public improvements assisted with CDBG funds including Section 108 loan guaranteed funds by assessing any amount against properties owned and occupied by persons of low and moderate income, including any fee charged or assessment made as a condition of obtaining access to such public improvements.

However, if CDBG funds are used to pay the proportion of a fee or assessment that relates to the capital costs of public improvements (assisted in part with CDBG funds) financed from other revenue sources, an assessment or charge may be made against the property with respect to the public improvements financed by a source other than CDBG funds.

The jurisdiction will not attempt to recover any capital costs of public improvements assisted with CDBG funds, including Section 108, unless CDBG funds are used to pay the proportion of fee or assessment attributable to the capital costs of public improvements financed from other revenue sources. In this case, an assessment or charge may be made against the property with respect to the public improvements financed by a source other than CDBG funds. Also, in the case of properties owned and occupied by moderate-income (not low-income) families, an assessment or charge may be made against the property for public improvements financed by a source other than CDBG funds if the jurisdiction certifies that it lacks CDBG funds to cover the assessment.

**Excessive Force** -- It has adopted and is enforcing:

1. A policy prohibiting the use of excessive force by law enforcement agencies within its
-

jurisdiction against any individuals engaged in non-violent civil rights demonstrations; and

2. A policy of enforcing applicable State and local laws against physically barring entrance to or exit from a facility or location which is the subject of such non-violent civil rights demonstrations within its jurisdiction;

**Compliance With Anti-discrimination laws** -- The grant will be conducted and administered in conformity with title VI of the Civil Rights Act of 1964 (42 USC 2000d), the Fair Housing Act (42 USC 3601-3619), and implementing regulations.

**Lead-Based Paint** -- Its activities concerning lead-based paint will comply with the requirements of 24 CFR Part 35, subparts A, B, J, K and R;

**Compliance with Laws** -- It will comply with applicable laws.

  
Signature/Authorized Official

6/21/2017  
Date

Gary Hallen, Director  
Title



### Specific HOME Certifications

The HOME participating jurisdiction certifies that:

**Tenant Based Rental Assistance** -- If the participating jurisdiction intends to provide tenant-based rental assistance:

The use of HOME funds for tenant-based rental assistance is an essential element of the participating jurisdiction's consolidated plan for expanding the supply, affordability, and availability of decent, safe, sanitary, and affordable housing.

**Eligible Activities and Costs** -- it is using and will use HOME funds for eligible activities and costs, as described in 24 CFR § 92.205 through 92.209 and that it is not using and will not use HOME funds for prohibited activities, as described in § 92.214.

**Appropriate Financial Assistance** -- before committing any funds to a project, it will evaluate the project in accordance with the guidelines that it adopts for this purpose and will not invest any more HOME funds in combination with other Federal assistance than is necessary to provide affordable housing;

  
\_\_\_\_\_  
Signature/Authorized Official

6/21/2017  
\_\_\_\_\_  
Date

Gary Hallen, Director  
\_\_\_\_\_  
Title

---

## ESG Certifications

The Emergency Solutions Grants Program Recipient certifies that:

**Major rehabilitation/conversion** – If an emergency shelter's rehabilitation costs exceed 75 percent of the value of the building before rehabilitation, the jurisdiction will maintain the building as a shelter for homeless individuals and families for a minimum of 10 years after the date the building is first occupied by a homeless individual or family after the completed rehabilitation. If the cost to convert a building into an emergency shelter exceeds 75 percent of the value of the building after conversion, the jurisdiction will maintain the building as a shelter for homeless individuals and families for a minimum of 10 years after the date the building is first occupied by a homeless individual or family after the completed conversion. In all other cases where ESG funds are used for renovation, the jurisdiction will maintain the building as a shelter for homeless individuals and families for a minimum of 3 years after the date the building is first occupied by a homeless individual or family after the completed renovation.

**Essential Services and Operating Costs** – In the case of assistance involving shelter operations or essential services related to street outreach or emergency shelter, the jurisdiction will provide services or shelter to homeless individuals and families for the period during which the ESG assistance is provided, without regard to a particular site or structure, so long the jurisdiction serves the same type of persons (e.g., families with children, unaccompanied youth, disabled individuals, or victims of domestic violence) or persons in the same geographic area.

**Renovation** – Any renovation carried out with ESG assistance shall be sufficient to ensure that the building involved is safe and sanitary.

**Supportive Services** – The jurisdiction will assist homeless individuals in obtaining permanent housing, appropriate supportive services (including medical and mental health treatment, victim services, counseling, supervision, and other services essential for achieving independent living), and other Federal State, local, and private assistance available for such individuals.

**Matching Funds** – The jurisdiction will obtain matching amounts required under 24 CFR 576.201.

**Confidentiality** – The jurisdiction has established and is implementing procedures to ensure the confidentiality of records pertaining to any individual provided family violence prevention or treatment services under any project assisted under the ESG program, including protection against the release of the address or location of any family violence shelter project, except with the written authorization of the person responsible for the operation of that shelter.

**Homeless Persons Involvement** – To the maximum extent practicable, the jurisdiction will involve, through employment, volunteer services, or otherwise, homeless individuals and families in constructing, renovating, maintaining, and operating facilities assisted under the ESG program, in providing services assisted under the ESG program, and in providing services for occupants of facilities assisted under the program.

**Consolidated Plan** – All activities the jurisdiction undertakes with assistance under ESG are consistent with the jurisdiction's consolidated plan.

**Discharge Policy** – The jurisdiction will establish and implement, to the maximum extent practicable and where appropriate policies and protocols for the discharge of persons from

publicly funded institutions or systems of care (such as health care facilities, mental health facilities, foster care or other youth facilities, or correction programs and institutions) in order to prevent this discharge from immediately resulting in homelessness for these persons.

  
\_\_\_\_\_  
Signature/Authorized Official

6/21/2017  
\_\_\_\_\_  
Date

Gary Hallen, Director  
\_\_\_\_\_  
Title

## **APPENDIX TO CERTIFICATIONS**

### **INSTRUCTIONS CONCERNING LOBBYING:**

#### **A. Lobbying Certification**

This certification is a material representation of fact upon which reliance was placed when this transaction was made or entered into. Submission of this certification is a prerequisite for making or entering into this transaction imposed by section 1352, title 31,

U.S. Code. Any person who fails to file the required certification shall be subject to a civil penalty of not less than \$10,000 and not more than \$100,000 for each such failure.

# **APPENDIX C**

## **STANDARD 424 FORMS**

## Application for Federal Assistance SF-424

## \* 1. Type of Submission:

- ☐ Preapplication  
☒ Application  
☐ Changed/Corrected Application

## \* 2. Type of Application:

- ☒ New  
☐ Continuation  
☐ Revision

## \* If Revision, select appropriate letter(s):

## \* Other (Specify):

## \* 3. Date Received:

## 4. Applicant Identifier:

## 5a. Federal Entity Identifier:

## 5b. Federal Award Identifier:

## State Use Only:

## 6. Date Received by State:

## 7. State Application Identifier:

## 8. APPLICANT INFORMATION:

## \* a. Legal Name:

## \* b. Employer/Taxpayer Identification Number (EIN/TIN):

## \* c. Organizational DUNS:

## d. Address:

## \* Street1:

## Street2:

## \* City:

## County/Parish:

## \* State:

## Province:

## \* Country:

## \* Zip / Postal Code:

## e. Organizational Unit:

## Department Name:

## Division Name:

## f. Name and contact information of person to be contacted on matters involving this application:

## Prefix:

## \* First Name:

## Middle Name:

## \* Last Name:

## Suffix:

## Title:

## Organizational Affiliation:

## \* Telephone Number:

## Fax Number:

## \* Email:

## Application for Federal Assistance SF-424

### \* 9. Type of Applicant 1: Select Applicant Type:

B: County Government

### Type of Applicant 2: Select Applicant Type:

### Type of Applicant 3: Select Applicant Type:

### \* Other (specify):

### \* 10. Name of Federal Agency:

Department of Housing and Urban Development

### 11. Catalog of Federal Domestic Assistance Number:

14-218

### CFDA Title:

CDBG Entitlement Program

### \* 12. Funding Opportunity Number:

N/A

### \* Title:

N/A

### 13. Competition Identification Number:

N/A

### Title:

N/A

### 14. Areas Affected by Project (Cities, Counties, States, etc.):

Attachment A - CDBG Entitlement Program.pdf

Add Attachment

Delete Attachment

View Attachment

### \* 15. Descriptive Title of Applicant's Project:

2017-18 Community Development Block Grant (CDBG): Multiple CDBG activities including capital improvements and public services.

Attach supporting documents as specified in agency instructions.

Add Attachments

Delete Attachments

View Attachments



Application for Federal Assistance SF-424	
<b>16. Congressional Districts Of:</b>	
* a. Applicant: <input style="width: 100px;" type="text" value="CA-031"/>	* b. Program/Project: <input style="width: 100px;" type="text" value=""/>
Attach an additional list of Program/Project Congressional Districts if needed.	
<input style="width: 200px;" type="text" value="Attachment B - CDBG Entitlement Program.pdf"/>	<input type="button" value="Add Attachment"/> <input type="button" value="Delete Attachment"/> <input type="button" value="View Attachment"/>
<b>17. Proposed Project:</b>	
* a. Start Date: <input style="width: 100px;" type="text" value="07/01/2017"/>	* b. End Date: <input style="width: 100px;" type="text" value="06/30/2018"/>
<b>18. Estimated Funding (\$):</b>	
* a. Federal	<input style="width: 150px;" type="text" value="6,519,559.00"/>
* b. Applicant	<input style="width: 150px;" type="text" value="0.00"/>
* c. State	<input style="width: 150px;" type="text" value="0.00"/>
* d. Local	<input style="width: 150px;" type="text" value="0.00"/>
* e. Other	<input style="width: 150px;" type="text" value="0.00"/>
* f. Program Income	<input style="width: 150px;" type="text" value="651,148.00"/>
* g. TOTAL	<input style="width: 150px;" type="text" value="7,170,707.00"/>
<b>* 19. Is Application Subject to Review By State Under Executive Order 12372 Process?</b>	
<input checked="" type="checkbox"/> a. This application was made available to the State under the Executive Order 12372 Process for review on <input style="width: 100px;" type="text" value=""/>	
<input type="checkbox"/> b. Program is subject to E.O. 12372 but has not been selected by the State for review.	
<input type="checkbox"/> c. Program is not covered by E.O. 12372.	
<b>* 20. Is the Applicant Delinquent On Any Federal Debt? (If "Yes," provide explanation in attachment.)</b>	
<input type="checkbox"/> Yes <input checked="" type="checkbox"/> No	
If "Yes", provide explanation and attach	
<input style="width: 200px;" type="text"/>	<input type="button" value="Add Attachment"/> <input type="button" value="Delete Attachment"/> <input type="button" value="View Attachment"/>
<b>21. *By signing this application, I certify (1) to the statements contained in the list of certifications** and (2) that the statements herein are true, complete and accurate to the best of my knowledge. I also provide the required assurances** and agree to comply with any resulting terms if I accept an award. I am aware that any false, fictitious, or fraudulent statements or claims may subject me to criminal, civil, or administrative penalties. (U.S. Code, Title 218, Section 1001)</b>	
<input checked="" type="checkbox"/> ** I AGREE	
<small>** The list of certifications and assurances, or an internet site where you may obtain this list, is contained in the announcement or agency specific instructions.</small>	
<b>Authorized Representative:</b>	
Prefix: <input style="width: 100px;" type="text" value="Mr."/>	* First Name: <input style="width: 200px;" type="text" value="Gary"/>
Middle Name: <input style="width: 200px;" type="text"/>	
* Last Name: <input style="width: 200px;" type="text" value="Hallen"/>	
Suffix: <input style="width: 100px;" type="text"/>	
* Title: <input style="width: 300px;" type="text" value="Director of Community Development and Housing"/>	
* Telephone Number: <input style="width: 150px;" type="text" value="909-387-4391"/>	Fax Number: <input style="width: 150px;" type="text" value="909-387-4415"/>
* Email: <input style="width: 300px;" type="text" value="Gary.Hallen@cdh.sbcounty.gov"/>	
* Signature of Authorized Representative:	* Date Signed: <input style="width: 100px;" type="text" value="6/21/2017"/>



## **SF-424 Attachment A**

### **14. Areas Affected by Project (Cities, Counties, States, etc.):**

The San Bernardino County CDBG funds are available to fund projects throughout the County's CDBG Consortium, which is comprised of the following participating cities and communities:

- Adelanto
- Barstow
- Big Bear Lake
- Colton
- Grand Terrace
- Highland
- Loma Linda
- Montclair
- Needles
- Redlands
- Twentynine Palms
- Yucaipa
- Town of Yucca Valley
- Unincorporated County

## **SF-424 Attachment B**

### **16. Congressional Districts Of:**

**a. Applicant: CA-008, CA-027, CA-031, CA-035, CA-039**

**b. Program/ Project: CA-008, CA-027, CA-031, CA-035, CA-039**

Application for Federal Assistance SF-424		
<b>* 1. Type of Submission:</b> <input type="checkbox"/> Preapplication <input checked="" type="checkbox"/> Application <input type="checkbox"/> Changed/Corrected Application		
<b>* 2. Type of Application:</b> <input checked="" type="checkbox"/> New <input type="checkbox"/> Continuation <input type="checkbox"/> Revision		
<b>* If Revision, select appropriate letter(s):</b> <input type="text"/> <b>* Other (Specify):</b> <input type="text"/>		
<b>* 3. Date Received:</b> <input type="text"/>		<b>4. Applicant Identifier:</b> <input type="text"/>
<b>5a. Federal Entity Identifier:</b> <input type="text"/>		<b>5b. Federal Award Identifier:</b> <input type="text"/>
<b>State Use Only:</b>		
<b>6. Date Received by State:</b> <input type="text"/>		<b>7. State Application Identifier:</b> <input type="text"/>
<b>8. APPLICANT INFORMATION:</b>		
<b>* a. Legal Name:</b> <input type="text"/>		
<b>* b. Employer/Taxpayer Identification Number (EIN/TIN):</b> <input type="text"/>		<b>* c. Organizational DUNS:</b> <input type="text"/>
<b>d. Address:</b>		
<b>* Street1:</b> <input type="text"/>		
<b>Street2:</b> <input type="text"/>		
<b>* City:</b> <input type="text"/>		
<b>County/Parish:</b> <input type="text"/>		
<b>* State:</b> <input type="text"/> CA: California		
<b>Province:</b> <input type="text"/>		
<b>* Country:</b> <input type="text"/> USA: UNITED STATES		
<b>* Zip / Postal Code:</b> <input type="text"/>		
<b>e. Organizational Unit:</b>		
<b>Department Name:</b> <input type="text"/>		<b>Division Name:</b> <input type="text"/>
<b>f. Name and contact information of person to be contacted on matters involving this application:</b>		
<b>Prefix:</b> <input type="text"/>		<b>* First Name:</b> <input type="text"/>
<b>Middle Name:</b> <input type="text"/>		
<b>* Last Name:</b> <input type="text"/>		
<b>Suffix:</b> <input type="text"/>		
<b>Title:</b> <input type="text"/>		
<b>Organizational Affiliation:</b> <input type="text"/>		
<b>* Telephone Number:</b> <input type="text"/>		<b>Fax Number:</b> <input type="text"/>
<b>* Email:</b> <input type="text"/>		

## Application for Federal Assistance SF-424

### \* 9. Type of Applicant 1: Select Applicant Type:

B: County Government

Type of Applicant 2: Select Applicant Type:

Type of Applicant 3: Select Applicant Type:

\* Other (specify):

### \* 10. Name of Federal Agency:

Department of Housing and Urban Development

### 11. Catalog of Federal Domestic Assistance Number:

14.231

CFDA Title:

Emergency Solutions Grant Program

### \* 12. Funding Opportunity Number:

N/A

\* Title:

N/A

### 13. Competition Identification Number:

N/A

Title:

N/A

### 14. Areas Affected by Project (Cities, Counties, States, etc.):

Attachment A - ESG Entitlement Program.docx

Add Attachment

Delete Attachment

View Attachment

### \* 15. Descriptive Title of Applicant's Project:

2017-18 Emergency Solutions Grant (ESG) Program activities for implementing a countywide continuum of care strategy including emergency shelter, rapid rehousing, and homelessness prevention services.

Attach supporting documents as specified in agency instructions.

Add Attachments

Delete Attachments

View Attachments

**Application for Federal Assistance SF-424****16. Congressional Districts Of:**

\* a. Applicant: CA-031

\* b. Program/Project: [REDACTED]

Attach an additional list of Program/Project Congressional Districts if needed.

Attachment B - ESG Entitlement Program.doc

Add Attachment

Delete Attachment

View Attachment

**17. Proposed Project:**

\* a. Start Date: 07/01/2017

\* b. End Date: 06/30/2018

**18. Estimated Funding (\$):**

* a. Federal	586,074.00
* b. Applicant	0.00
* c. State	0.00
* d. Local	0.00
* e. Other	0.00
* f. Program Income	0.00
* g. TOTAL	586,074.00

**\* 19. Is Application Subject to Review By State Under Executive Order 12372 Process?**☒ a. This application was made available to the State under the Executive Order 12372 Process for review on [REDACTED]☐ b. Program is subject to E.O. 12372 but has not been selected by the State for review.☐ c. Program is not covered by E.O. 12372.**\* 20. Is the Applicant Delinquent On Any Federal Debt? (If "Yes," provide explanation in attachment.)**☐ Yes ☒ No

If "Yes", provide explanation and attach

Add Attachment

Delete Attachment

View Attachment

21. \*By signing this application, I certify (1) to the statements contained in the list of certifications\*\* and (2) that the statements herein are true, complete and accurate to the best of my knowledge. I also provide the required assurances\*\* and agree to comply with any resulting terms if I accept an award. I am aware that any false, fictitious, or fraudulent statements or claims may subject me to criminal, civil, or administrative penalties. (U.S. Code, Title 218, Section 1001)

☒ \*\* I AGREE

\*\* The list of certifications and assurances, or an internet site where you may obtain this list, is contained in the announcement or agency specific instructions.

**Authorized Representative:**

Prefix: Mr. \* First Name: Gary  
Middle Name: [REDACTED]  
\* Last Name: Hallen  
Suffix: [REDACTED]

\* Title: Director of Community Development and Housing

\* Telephone Number: 909-387-4391

Fax Number: 909-387-4415

\* Email: Gary.Hallen@cdh.sbcounty.gov

\* Signature of Authorized Representative: [REDACTED]

\* Date Signed: 6/21/2017

## **SF-424 Attachment A**

### **14. Areas Affected by Project (Cities, Counties, States, etc.):**

The San Bernardino County ESG funds are available to fund projects throughout the County's CDBG Consortium, which is comprised of the following participating cities and communities:

- Adelanto
- Barstow
- Big Bear Lake
- Colton
- Grand Terrace
- Highland
- Loma Linda
- Montclair
- Needles
- Redlands
- Twentynine Palms
- Yucaipa
- Town of Yucca Valley
- Unincorporated County

## **SF-424 Attachment B**

### **16. Congressional Districts Of:**

**a. Applicant: CA-008, CA-027, CA-031, CA-035, CA-039**

**b. Program/ Project: CA-008, CA-027, CA-031, CA-035, CA-039**

## Application for Federal Assistance SF-424

## \* 1. Type of Submission:

- ☐ Preapplication  
☒ Application  
☐ Changed/Corrected Application

## \* 2. Type of Application:

- ☒ New  
☐ Continuation  
☐ Revision

## \* If Revision, select appropriate letter(s):

## \* Other (Specify):

## \* 3. Date Received:

## 4. Applicant Identifier:

## 5a. Federal Entity Identifier:

## 5b. Federal Award Identifier:

## State Use Only:

## 6. Date Received by State:

## 7. State Application Identifier:

## 8. APPLICANT INFORMATION:

## \* a. Legal Name:

## \* b. Employer/Taxpayer Identification Number (EIN/TIN):

## \* c. Organizational DUNS:

## d. Address:

## \* Street1:

## Street2:

## \* City:

## County/Parish:

## \* State:

## Province:

## \* Country:

## \* Zip / Postal Code:

## e. Organizational Unit:

## Department Name:

## Division Name:

## f. Name and contact information of person to be contacted on matters involving this application:

## Prefix:

## \* First Name:

## Middle Name:

## \* Last Name:

## Suffix:

## Title:

## Organizational Affiliation:

## \* Telephone Number:

## Fax Number:

## \* Email:



## Application for Federal Assistance SF-424

### \* 9. Type of Applicant 1: Select Applicant Type:

B: County Government

Type of Applicant 2: Select Applicant Type:

Type of Applicant 3: Select Applicant Type:

\* Other (specify):

### \* 10. Name of Federal Agency:

Department of Housing and Urban Development

### 11. Catalog of Federal Domestic Assistance Number:

14-239

CFDA Title:

HOME Investment Partnership Act Program

### \* 12. Funding Opportunity Number:

N/A

\* Title:

N/A

### 13. Competition Identification Number:

N/A

Title:

N/A

### 14. Areas Affected by Project (Cities, Counties, States, etc.):

Attachment A - HOME Entitlement Program.doc

Add Attachment

Delete Attachment

View Attachment

### \* 15. Descriptive Title of Applicant's Project:

2017-18 HOME Investment Partnership Act (HOME) Program, Acquisition, Rehabilitation and New Housing Development Construction through Community Development Organizations (CHDO), private/non-profit.

Attach supporting documents as specified in agency instructions.

Add Attachments

Delete Attachments

View Attachments

Application for Federal Assistance SF-424															
<b>16. Congressional Districts Of:</b> <div style="display: flex; justify-content: space-between;"> <div>* a. Applicant: <input style="width: 150px;" type="text" value="CA-031"/></div> <div>* b. Program/Project: <input style="width: 100px;" type="text" value=""/></div> </div>															
Attach an additional list of Program/Project Congressional Districts if needed. <div style="display: flex; align-items: center;"> <input style="width: 200px;" type="text" value="Attachment B - HOME Entitlement Program.do"/> <div style="margin-left: 10px;"> <input type="button" value="Add Attachment"/> <input type="button" value="Delete Attachment"/> <input type="button" value="View Attachment"/> </div> </div>															
<b>17. Proposed Project:</b> <div style="display: flex; justify-content: space-between;"> <div>* a. Start Date: <input style="width: 100px;" type="text" value="07/01/2017"/></div> <div>* b. End Date: <input style="width: 100px;" type="text" value="06/30/2018"/></div> </div>															
<b>18. Estimated Funding (\$):</b> <table border="1" style="width: 100%; border-collapse: collapse; margin-top: 5px;"> <tbody> <tr> <td style="width: 60%;">* a. Federal</td> <td style="width: 40%; text-align: right;">3,186,169.00</td> </tr> <tr> <td>* b. Applicant</td> <td style="text-align: right;">0.00</td> </tr> <tr> <td>* c. State</td> <td style="text-align: right;">0.00</td> </tr> <tr> <td>* d. Local</td> <td style="text-align: right;">0.00</td> </tr> <tr> <td>* e. Other</td> <td style="text-align: right;">0.00</td> </tr> <tr> <td>* f. Program Income</td> <td style="text-align: right;">461,282.00</td> </tr> <tr> <td>* g. TOTAL</td> <td style="text-align: right;">3,647,451.00</td> </tr> </tbody> </table>		* a. Federal	3,186,169.00	* b. Applicant	0.00	* c. State	0.00	* d. Local	0.00	* e. Other	0.00	* f. Program Income	461,282.00	* g. TOTAL	3,647,451.00
* a. Federal	3,186,169.00														
* b. Applicant	0.00														
* c. State	0.00														
* d. Local	0.00														
* e. Other	0.00														
* f. Program Income	461,282.00														
* g. TOTAL	3,647,451.00														
<b>* 19. Is Application Subject to Review By State Under Executive Order 12372 Process?</b> <div style="margin-top: 5px;"> <input checked="" type="checkbox"/> a. This application was made available to the State under the Executive Order 12372 Process for review on <input style="width: 80px;" type="text" value=""/>  <input type="checkbox"/> b. Program is subject to E.O. 12372 but has not been selected by the State for review.  <input type="checkbox"/> c. Program is not covered by E.O. 12372.         </div>															
<b>* 20. Is the Applicant Delinquent On Any Federal Debt? (If "Yes," provide explanation in attachment.)</b> <div style="margin-top: 5px;"> <input type="checkbox"/> Yes      <input checked="" type="checkbox"/> No            If "Yes", provide explanation and attach  <div style="display: flex; align-items: center; margin-top: 5px;"> <input style="width: 250px;" type="text"/> <div style="margin-left: 10px;"> <input type="button" value="Add Attachment"/> <input type="button" value="Delete Attachment"/> <input type="button" value="View Attachment"/> </div> </div> </div>															
<b>21. "By signing this application, I certify (1) to the statements contained in the list of certifications** and (2) that the statements herein are true, complete and accurate to the best of my knowledge. I also provide the required assurances** and agree to comply with any resulting terms if I accept an award. I am aware that any false, fictitious, or fraudulent statements or claims may subject me to criminal, civil, or administrative penalties. (U.S. Code, Title 218, Section 1001)</b> <div style="margin-top: 5px;"> <input checked="" type="checkbox"/> ** I AGREE  <small>** The list of certifications and assurances, or an internet site where you may obtain this list, is contained in the announcement or agency specific instructions.</small> </div>															
<b>Authorized Representative:</b>															
<div style="display: flex; justify-content: space-between;"> <div>Prefix: <input style="width: 100px;" type="text" value="Mr."/></div> <div>* First Name: <input style="width: 200px;" type="text" value="Gary"/></div> </div> <div style="display: flex; justify-content: space-between; margin-top: 5px;"> <div>Middle Name: <input style="width: 200px;" type="text"/></div> <div>* Last Name: <input style="width: 300px;" type="text" value="Hallen"/></div> </div> <div style="display: flex; justify-content: space-between; margin-top: 5px;"> <div>Suffix: <input style="width: 100px;" type="text"/></div> <div>* Title: <input style="width: 350px;" type="text" value="Director of Community Development and Housing"/></div> </div> <div style="display: flex; justify-content: space-between; margin-top: 5px;"> <div>* Telephone Number: <input style="width: 150px;" type="text" value="909-387-4391"/></div> <div>Fax Number: <input style="width: 150px;" type="text" value="909-387-4415"/></div> </div> <div style="display: flex; justify-content: space-between; margin-top: 5px;"> <div>* Email: <input style="width: 350px;" type="text" value="Gary.Hallen@cdh.sbcounty.gov"/></div> <div>* Signature of Authorized Representative: <div style="border: 1px solid black; padding: 5px; width: 250px; text-align: center;"></div></div> </div> <div style="display: flex; justify-content: space-between; margin-top: 5px;"> <div></div> <div>* Date Signed: <input style="width: 100px;" type="text" value="6/21/2017"/></div> </div>															

## **SF-424 Attachment A**

### **14. Areas Affected by Project (Cities, Counties, States, etc.):**

**The San Bernardino County HOME funds are available to fund projects throughout the County's HOME Consortium, which is comprised of the following participating cities and communities:**

- **Adelanto**
- **Barstow**
- **Big Bear Lake**
- **Chino Hills**
- **Colton**
- **Grand Terrace**
- **Highland**
- **Loma Linda**
- **Montclair**
- **Needles**
- **Rancho Cucamonga**
- **Redlands**
- **San Bernardino (city)**
- **Twentynine Palms**
- **Yucaipa**
- **Town of Yucca Valley**
- **Unincorporated County**

## **SF-424 Attachment B**

### **16. Congressional Districts Of:**

**a. Applicant: CA-008, CA-027, CA-031, CA-035, CA-039**

**b. Program/ Project: CA-008, CA-027, CA-031, CA-035, CA-039**



## Community Development and Housing Agency

385 N. Arrowhead Ave., Third Floor  
San Bernardino, CA 92415-0043  
(909) 387-4705 . FAX (909) 387-4415